



Price List 242  
Effective January 1, 2026



## SchoolHouse

SchoolHouse by McDowell-Craig is a complete offering of domestically manufactured educational furniture that features locally sourced raw materials, welded frame construction, and factory assembled, carton-free shipment. Sustainable manufacturing principles combined with unsurpassed quality and performance features make SchoolHouse a truly smart choice for any learning environment.



Standard & Stacking Student Desks .....page 6-7



Nesting Mobile Flip Tables.....page 8-9



Boomerang Student Desks .....page 10-11



Trapezoid & Gemstone Student Desks ....page 12-13



Blade & Drift Student Desks .....page 14-15



Activity & Training Room Tables .....page 16-21



Apex Tables.....page 22-23



Green Attributes.....page 4

Quality Features .....page 5



S.T.E.A.M. Lab Furniture ..... page 24-25

Computer Tables ..... page 26-27

G-Lift & E-Lift Lecterns & Desks..... page 28-29



Modular Mobile Teacher's Stations &  
Teacher's Desks..... page 30-33

Mobile Storage Cabinets ..... page 34-37



Storage & Seating ..... page 38-39

Bookcases ..... page 40-41



Standard Finishes.....page 42-43



## Administrative Furniture



Freestanding Desk System . . . See Suzy Brochure and Price List #42

Panel Systems. .... See Simon Brochure and Price List #42

Trek Seating..... See Trek Brochure and Price List #42

## Green Attributes



### Manufactured in the U.S.A.

- Designed, engineered, and manufactured in Santa Fe Springs, California
- Factory assembled
- Blanket wrap shipped - NO cartons



### Locally Sourced Raw Materials

- Locally milled steel and tubing
- Locally milled CARB II core board
- Locally manufactured coatings



### Sustainable Products

- Engineered and built to last a lifetime
- Welded frame construction throughout
- Highest quality raw and finished materials available



### Clean Energy

- Grid power derived from natural gas, wind, and sun
- Inbound and outgoing freight via ultra-clean California compliant rigs



### Indoor Air Quality

- All SchoolHouse furniture is SCS Global Services certified
- Indoor Advantage™ Gold... the highest award



### Green Building Contribution

- SchoolHouse contributes up to 11 LEED credits

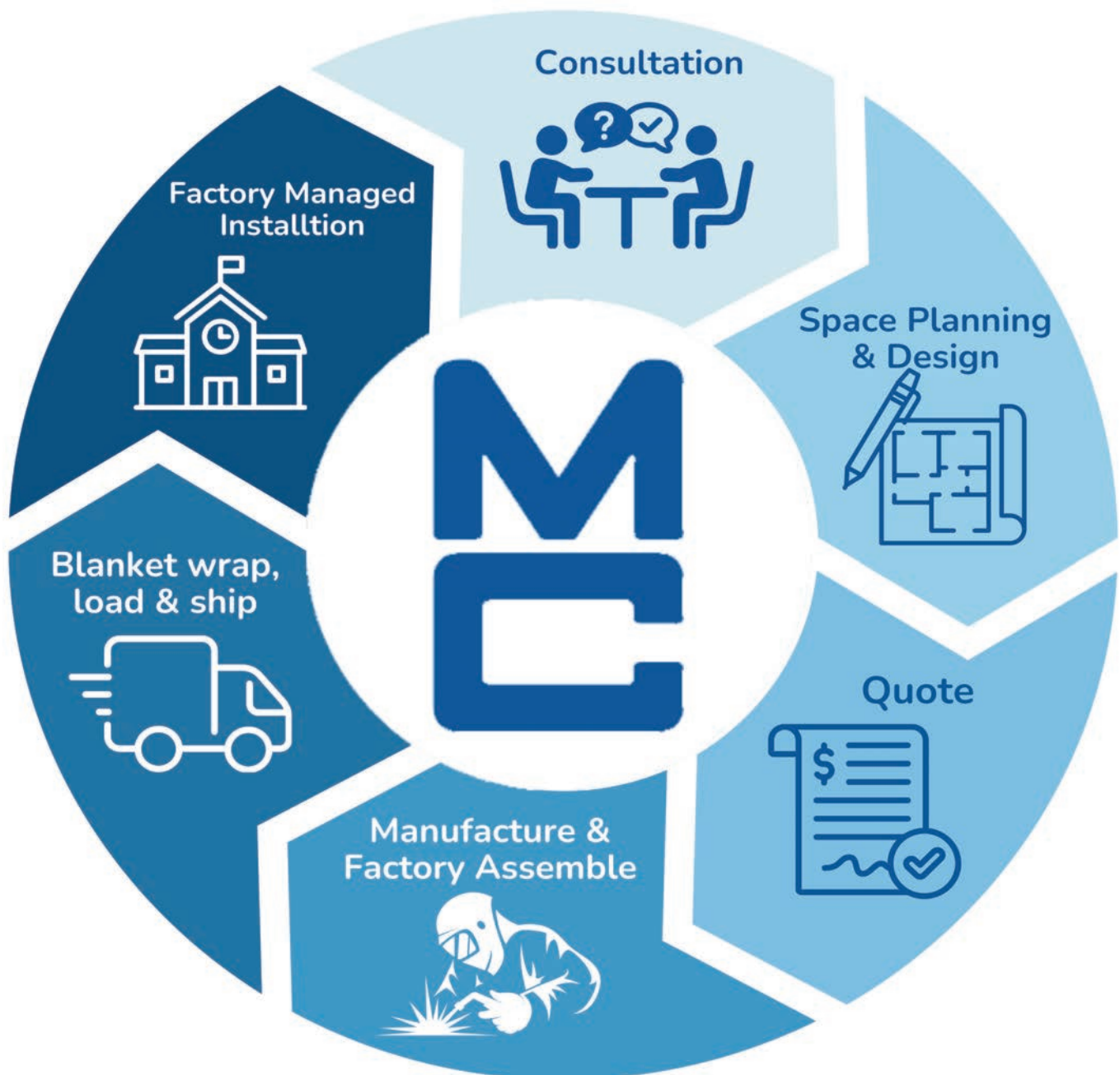


Santa Fe Springs, California  
Factory



# Quality Begins and Ends In-House

Why we are the best...



## Standard & Stacking Student Desks



### Standard Student Desks

Welded frame chassis features unobstructed four-sided access.

- Welded frame chassis
- Ultralight and super strong
- Four-sided access
- Single Student Desk (27"W) come standard with belly curve



*Single Student Desks  
come standard with  
belly curve*



### Options & Accessories

- **(A)** Adjustable Height Legs (22"-30") - **\$82 List**
- **(A)** Adjustable Standing Height Legs (29"-37") - **\$130 List**
- **(B)** Book Box (Heavy gauge steel) - **\$88 List**
- **(C)** Casters (Locking, dual wheel 2-1/2") - **\$63 List**
- **(H)** Backpack Hook - **\$25 List**
- **(TT)** Tote Tray - **\$109 List**
- **(WO)** Wheelbarrow Mobile (In-line skate wheels) - **\$102 List**

### Standard Student Desks

	Model #	W	H	List Price
20" DEEP	A-2720	27"	29"	\$429
	A-5420	54"	29"	\$681
24" DEEP	A-2724	27"	29"	\$450
	A-5424	54"	29"	\$701





## Stacking Student Desks

The most versatile desks in our SchoolHouse™ series, they are light, durable and stackable to a recommended height of no more than five desks.

- Welded frame chassis
- Super strong and light
- Factory assembled



## Stacking Student Desks

Model #	W	D	H	List Price
AVS-2820	28"	20"	29"	\$510

## Options & Accessories

- **(A)** Adjustable Height Legs (22"-30") - **\$82 List**
- **(A)** Adjustable Standing Height Legs (29"-37") - **\$130 List**
- **(C)** Casters (Locking, dual wheel 2-1/2") - **\$63 List**
- **(H)** Backpack Hook - **\$25 List**
- **(WO)** Wheelbarrow Mobile (In-line skate wheels) - **\$102 List**

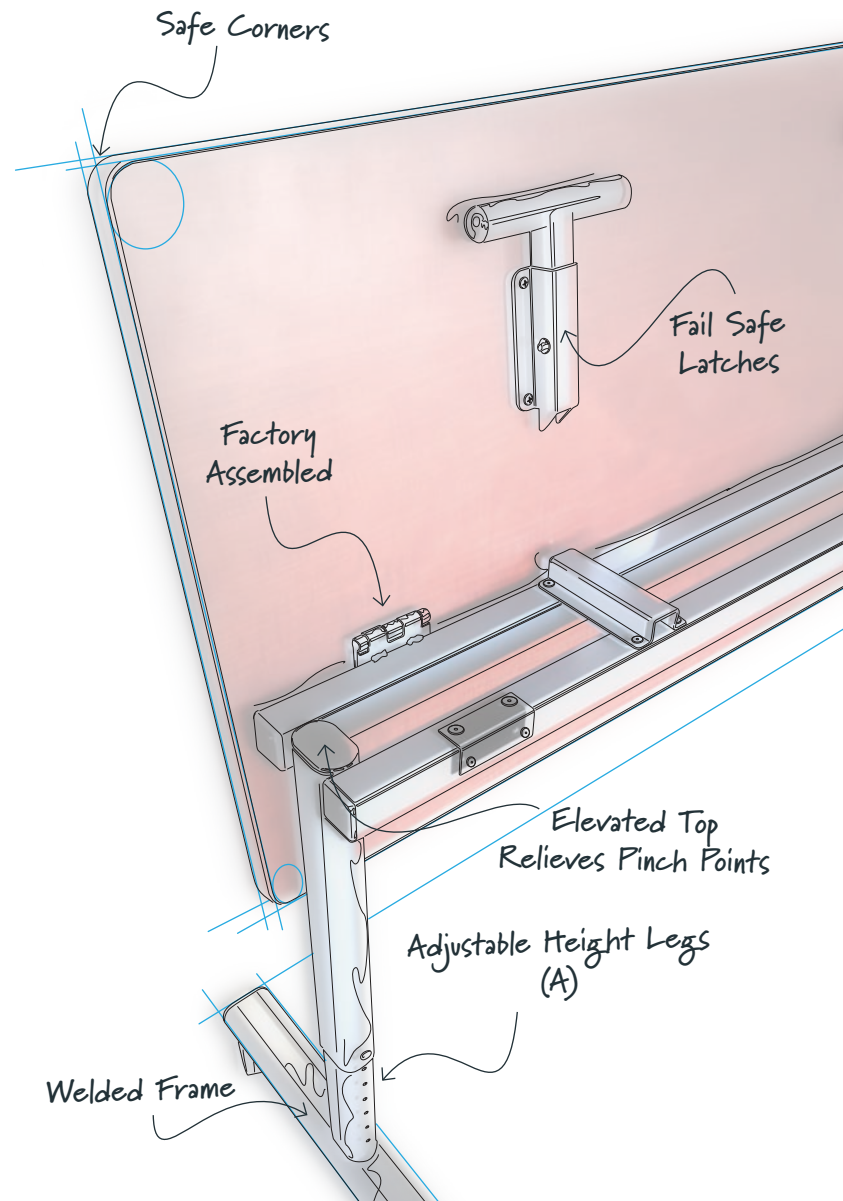
## Nesting Mobile Flip Tables



### Nesting Mobile Flip Tables

The flagship of the SchoolHouse™ series, these tables offer true mobility and space efficiency without compromising quality.

- Welded frame chassis
- Fail safe latches
- No pinch point design
- Vertical Lock



### Rectangular

	Model #	W	H	List Price
18" DEEP	NT-2818	28"	29"	\$1,030
	NT-3618	36"	29"	\$1,109
	NT-4818	48"	29"	\$1,189
	NT-5418	54"	29"	\$1,277
	NT-6018	60"	29"	\$1,310
	NT-7218	72"	29"	\$1,533

30" DEEP	NT-3630	36"	29"	\$1,282
	NT-4830	48"	29"	\$1,335
	NT-5430	54"	29"	\$1,462
	NT-6030	60"	29"	\$1,500
	NT-7230	72"	29"	\$1,707

	Model #	W	H	List Price
20" DEEP	NT-2820	28"	29"	\$1,030
	NT-3620	36"	29"	\$1,109
	NT-4820	48"	29"	\$1,189
	NT-5420	54"	29"	\$1,277
	NT-6020	60"	29"	\$1,310
	NT-7220	72"	29"	\$1,533

33" DEEP	NT-4833	48"	29"	\$1,643
	NT-5433	54"	29"	\$1,773
	NT-6033	60"	29"	\$1,811
	NT-7233	72"	29"	\$2,020

	Model #	W	H	List Price
24" DEEP	NT-2824	28"	29"	\$1,076
	NT-3624	36"	29"	\$1,157
	NT-4824	48"	29"	\$1,238
	NT-5424	54"	29"	\$1,324
	NT-6024	60"	29"	\$1,356
	NT-7224	72"	29"	\$1,581





Shown above in a collaborative multi-media configuration

## Flag

	Model #	W	H	List Price
24" DEEP	NTF-5424	54"	29"	\$1,519
	NTF-6024	60"	29"	\$1,581
	NTF-7224	72"	29"	\$1,807

	Model #	W	H	List Price
30" DEEP	NTF-5430	54"	29"	\$1,651
	NTF-6030	60"	29"	\$1,706
	NTF-7230	72"	29"	\$1,916

## Half-Round

	Model #	W	D	H	List Price
	NT-4824HR	48"	24"	29"	\$1,351
	NT-6030HR	60"	30"	29"	\$1,662

## Options & Accessories

- (A) Adjustable Height Legs (23"-31") - **\$149 List**
- (A) Adjustable Standing Height Legs (29"-39") - **\$216 List**
- (H) Backpack Hook - **\$25 List**

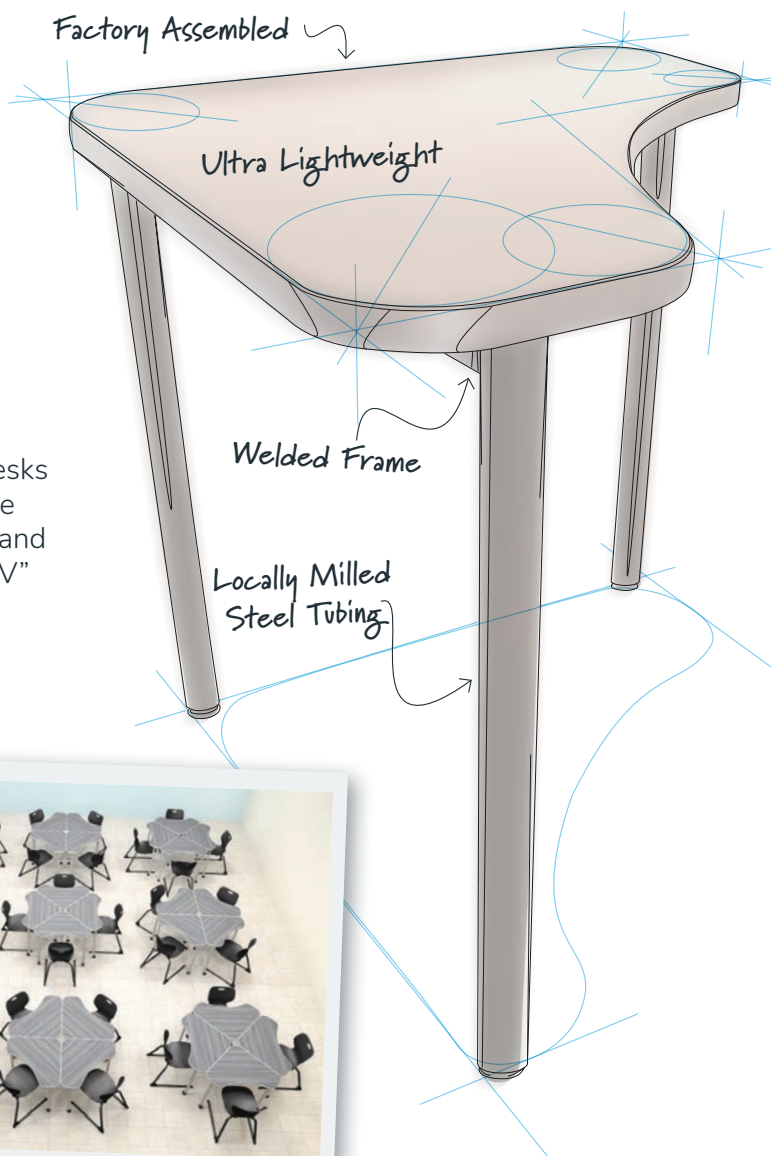
## Boomerang Student Desks



### Boomerang Student Desks

The ultimate in student desks, Boomerang Student Desks are built to move – ultralight and super strong. Multiple configurations are possible with this design. Strength and weight reduction are derived from our welded frame “V” apron.

- Welded frame chassis
- Ultralight and super strong
- Ultimate adaptable shape



Alternating desk classroom layout



Pod classroom layout

### Boomerang Student Desks

Model #	W	D	H	Front (hypotenuse)	List Price
AB-342626	26"	26"	29"	34"	\$390
AB-362828	28"	28"	29"	36"	\$399
AB-423232	32"	32"	29"	42"	\$448
AB-483636	36"	36"	29"	48"	\$534





In-Line classroom layout

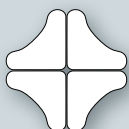


Tablet classroom layout



### Boomerang Configurations

RH Tablet



Pod



LH Tablet



Alternating

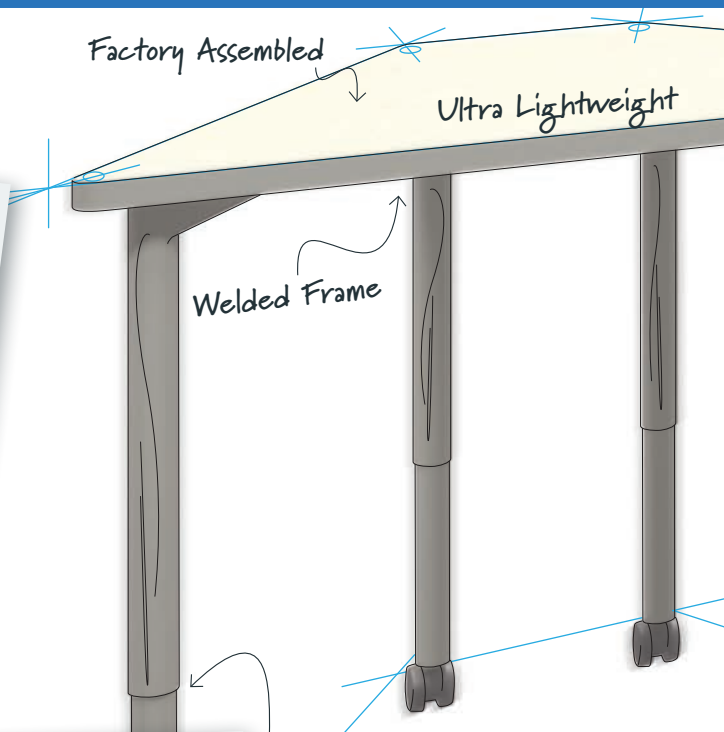


In-line

### Options & Accessories

- **(A)** Adjustable Height Legs (22"-30") - **\$82 List**
- **(A)** Adjustable Standing Height Legs (29"-37") - **\$130 List**
- **(B)** Book Box (Heavy gauge steel) - **\$88 List**
- **(C)** Casters (Locking, dual wheel 2-1/2") - **\$63 List**
- **(H)** Backpack Hook - **\$25 List**
- **(WO)** Wheelbarrow Mobile (In-line skate wheels) - **\$102 List**


## Trapezoid & Gemstone Student Desks








### Trapezoid Student Desks

The trapezoid shape of these desks fosters a multitude of collaborative configurations. Super strong and ultralight, these welded frame desks are built to move often and easily.

- Welded frame chassis
- Factory assembled
- Round legs - soft to the touch



### A-Leg Trapezoid Student Desks

Model #	W	D	H	List Price	20"D	24"D
AT-3520-6	35"	20"	29"	\$429		
AT-3524-6	35"	24"	29"	\$465		
Model #	W	D	H	List Price		
AT-3820-6	38"	20"	29"	\$429		
AT-3824-6	38"	24"	29"	\$465		
Model #	W	D	H	List Price		
AT-3024-8	30"	24"	29"	\$411		





## Gemstone & Mini Gemstone Student Desks


The shape of these desks fosters a multitude of collaborative configurations. Super strong and ultralight, these welded frame desks are built to move often and easily.

- Welded frame chassis
- Factory assembled
- Round legs - soft to the touch



### Gemstone Student Desk

Model #	W	D	H	List Price
AG-3430-6	34"	30"	29"	\$466



72"

### Options & Accessories

- (A) Adjustable Height Legs (22"-30") - **\$82 List**
- (A) Adjustable Standing Height Legs (29"-37") - **\$130 List**
- (B) Book Box (Heavy gauge steel) - **\$88 List**
- (C) Casters (Locking, dual wheel 2-1/2") - **\$63 List**
- (H) Backpack Hook - **\$25 List**
- (WO) Wheelbarrow Mobile (In-line skate wheels) - **\$102 List**

### Mini-Gemstone Student Desk

Model #	W	D	H	List Price
AG-3027-6	30"	27"	29"	\$404



66"

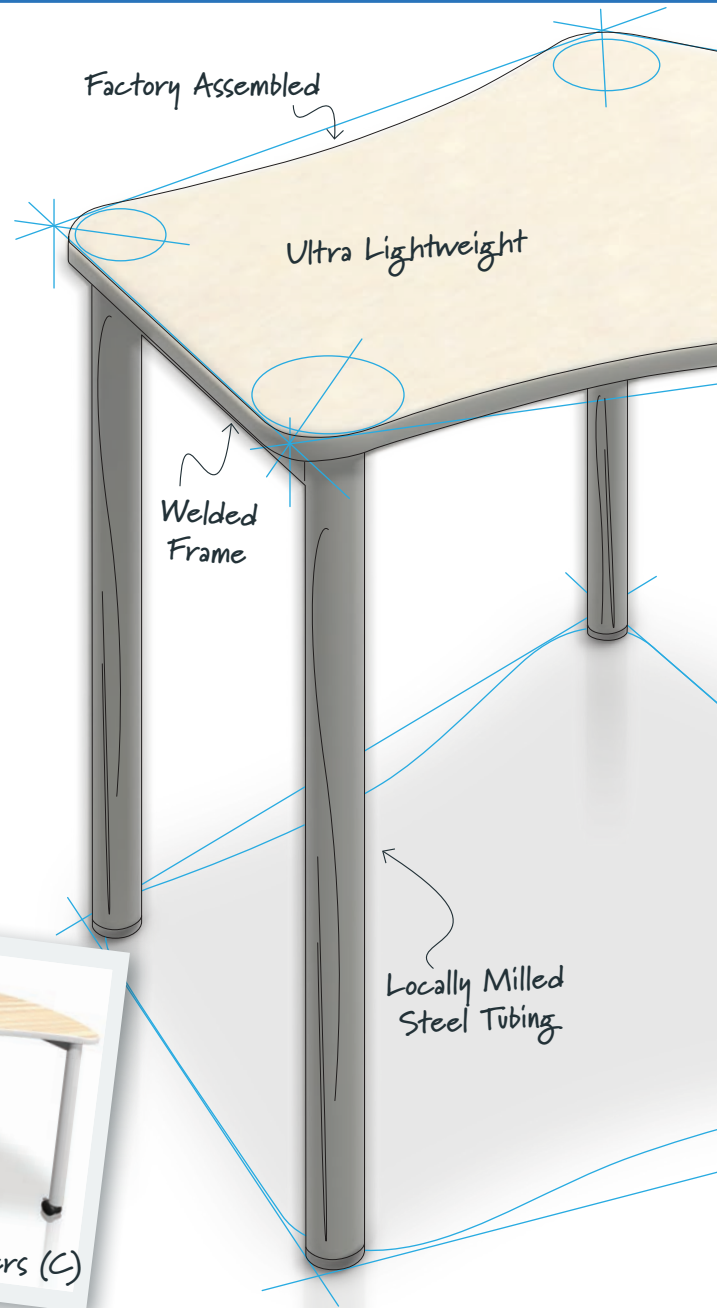
## Blade & Drift Student Desks



### Blade Student Desks

Blade Student Desks are built to move – ultralight and super strong. Multiple configurations are possible with this design. Strength and weight reduction are derived from our welded frame apron.

- Welded frame chassis
- Ultralight and super strong
- Ultimate adaptable shape



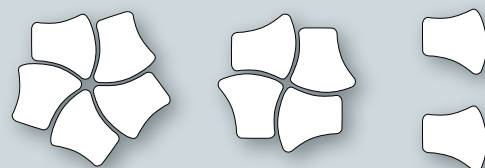
### Options & Accessories

- **(A)** Adjustable Height Legs (22"-30") - **\$82 List**
- **(A)** Adjustable Standing Height Legs (29"-37") - **\$130 List**
- **(B)** Book Box (Heavy gauge steel) - **\$88 List**
- **(C)** Casters (Locking, dual wheel 2-1/2") - **\$63 List**
- **(H)** Backpack Hook - **\$25 List**
- **(TT)** Tote Tray - **\$109 List** (Drift Student Desk Only)
- **(WO)** Wheelbarrow Mobile (In-line skate wheels) - **\$102 List**

### Blade Student Desks

Model #	W	D	H	List Price
AWF-3030	30"	30"	29"	\$485

### Blade Configurations







## Drift Student Desks

Drift Student Desks are built to move – ultralight and super strong. Multiple configurations are possible with this design. Strength and weight reduction are derived from our welded frame apron.


- Welded frame chassis
- Ultralight and super strong
- Ultimate adaptable shape



## Drift Student Desks

Model #	W	D	H	List Price
AWF2-2927	29"	27"	29"	\$458

## Drift Configurations

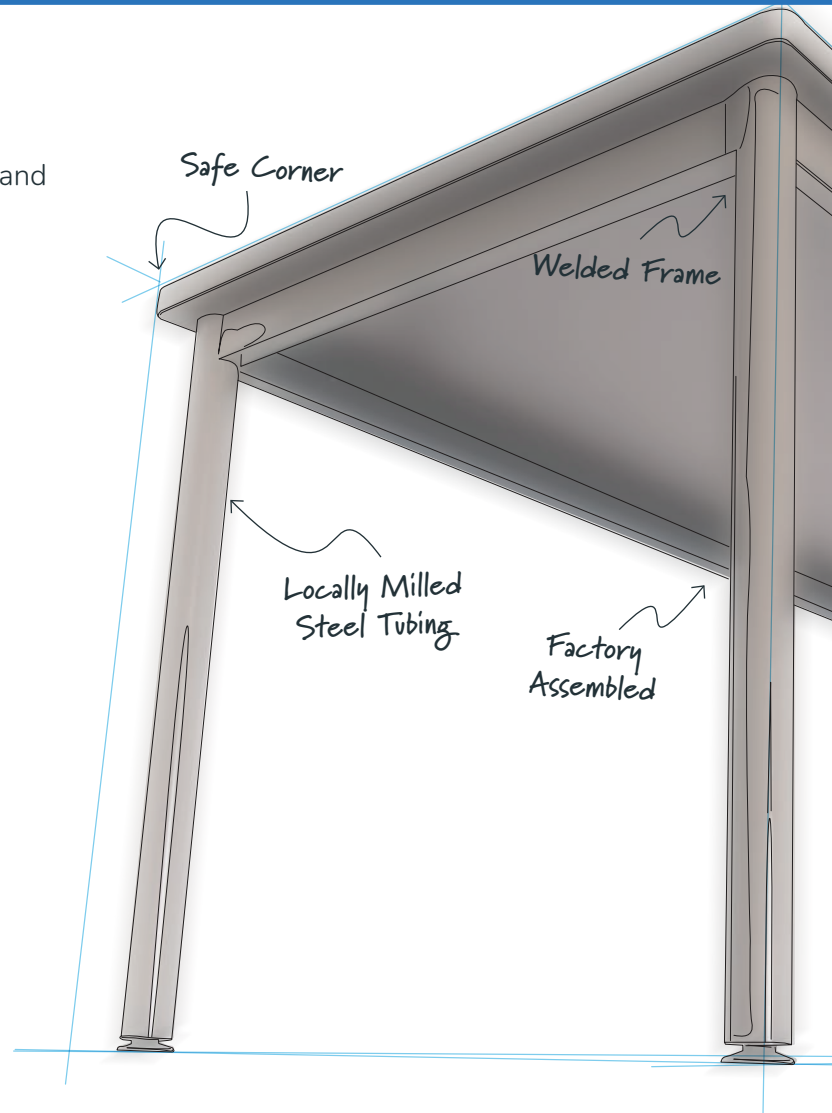


## Activity Tables

### Activity Tables

Activity Tables are a favorite and feature unique top shape options and welded steel frames. Engineered and manufactured to be moved and used for decades.

- Welded frame chassis
- Unique collaborative shapes
- 2" Dia. Round legs – soft to the touch



### Rectangular Activity Tables

Model #	W	H	List Price
AV-3024	30"	29"	\$597
AV-3624	36"	29"	\$713
AV-4824	48"	29"	\$752
AV-6024	60"	29"	\$863
AV-7224	72"	29"	\$1,007
AV-8424	84"	29"	\$1,136

24" DEEP

Model #	W	H	List Price
AV-3630	36"	29"	\$752
AV-4830	48"	29"	\$915
AV-6030	60"	29"	\$1,033
AV-7230	72"	29"	\$1,241
AV-8430	84"	29"	\$1,565

30" DEEP

Model #	W	H	List Price
AV-4836	48"	29"	\$1,084
AV-6036	60"	29"	\$1,155
AV-7236	72"	29"	\$1,410
AV-8436	84"	29"	\$1,695

36" DEEP

### Square Activity Tables

Model #	W	H	List Price
AV-3030	30"	29"	\$649
AV-3636	36"	29"	\$908
AV-4242	42"	29"	\$1,193
AV-4848	48"	29"	\$1,295





## Round & Half-Round Activity Tables

Round and Half-Round Activity Tables feature a 360° welded frame chassis for complete worksurface support. Engineered and manufactured to be moved and used for decades.

- Welded frame chassis
- Super strong
- 2" Dia. Round legs – soft to the touch
- Factory assembled



### Round Activity Tables

Model #	Dia.	H	List Price
AV-36	36"	29"	\$867
AV-42	42"	29"	\$1,019
AV-48	48"	29"	\$1,172


### Half-Round Activity Tables

Model #	W	D	H	List Price
AV-4020-HR	40"	20"	29"	\$752
AV-4824-HR	48"	24"	29"	\$794
AV-6030-HR	60"	30"	29"	\$1,109
AV-7236-HR	72"	36"	29"	\$1,575

### Options & Accessories

- **(A)** Adjustable Height Legs (22"-30") - **\$101 List**
- **(A)** Adjustable Standing Height Legs (29"-37") - **\$216 List**
- **(C)** Casters (Locking, dual wheel 3-1/2") - **\$63 List**
- **(H)** Backpack Hook - **\$25 List**
- **(R)** Independent Cable Trough (3-1/2"D x 5"H) - **\$109 List**

## Activity & Training Room Tables



### Jigsaw, Mushroom, Clover, Peanut & Kidney Activity Tables

These Activity Tables feature a 360° welded frame chassis for complete worksurface support. Engineered and manufactured to be moved and used for decades.

- Welded frame chassis
- Super strong
- 2" Dia. Round legs – soft to the touch
- Factory assembled



#### Jigsaw Activity Table

Model #	W	D	H	List Price
AVJ-6545	65"	45"	29"	\$1,536

#### Mushroom Activity Tables

Model #	W/D	H	List Price
AV-36M	36"	29"	\$1,023
AV-48M	48"	29"	\$1,169

#### Clover Activity Table

Model #	W	D	H	List Price
AVV-48	48"	48"	29"	\$1,254

#### Kidney Activity Tables

Model #	W	D	H	List Price
AVK-7236	72"	36"	29"	\$1,656
AVK-7248	72"	48"	29"	\$1,698

#### Peanut Activity Table

Model #	W	D	H	List Price
AVP-7236	72"	36"	29"	\$1,393





## Horseshoe & Flower Activity Tables

These Activity Tables feature a 360° welded frame chassis for complete worksurface support. Engineered and manufactured to be moved and used for decades.

### Horseshoe Activity Table

Model #	W	D	H	List Price
AVC-6036	60"	36"	29"	\$1,687
AVC-7248	72"	48"	29"	\$1,958
AVC-6660	66"	60"	29"	\$2,375

### Flower Activity Table

Model #	W	D	H	List Price
AVFL-60	60"	60"	29"	\$2,127

### Options & Accessories


- **(A)** Adjustable Height Legs (22"-30") - **\$101 List**
- **(A)** Adjustable Standing Height Legs (29"-37") - **\$216 List**
- **(C)** Casters (Locking, dual wheel 3-1/2") - **\$63 List**
- **(H)** Backpack Hook - **\$25 List**
- **(R)** Independent Cable Trough (3-1/2"D x 5"H) - **\$109 List**

## Activity Tables

### Wave, Crescent, Wedge & Flag Activity Table

Activity Tables features a 360° welded frame chassis for complete worksurface support. Engineered and manufactured to be moved and used for decades.

- Welded frame chassis
- Super strong
- 2" Dia. Round legs – soft to the touch
- Factory assembled



#### Wave Activity Table

Model #	W	D	H	List Price
AVW-4824	48"	24"	29"	\$953

#### Crescent Activity Table

Model #	W	D	H	List Price
AVC-7630	76"	30"	29"	\$1,548

#### Wedge Activity Table


Model #	W	D	H	List Price
AT-4030-3	40"	30"	29"	\$983
AT-5035-3	50"	35"	29"	\$1,264

#### Flag Activity Table

	Model #	W	H	List Price		Model #	W	H	List Price
24" DEEP	AVF-5424	54"	29"	\$822	30" DEEP	AVF-5430	54"	29"	\$984
	AVF-6024	60"	29"	\$960		AVF-6030	60"	29"	\$1,184
	AVF-7224	72"	29"	\$1,083		AVF-7230	72"	29"	\$1,490

	Model #	W	H	List Price
36" DEEP	AVF-5436	54"	29"	\$1,099
	AVF-6036	60"	29"	\$1,343
	AVF-7236	72"	29"	\$1,613





## Trapezoid Activity Tables

These Activity Tables feature a 360° welded frame chassis for complete worksurface support. Engineered and manufactured to be moved and used for decades.

- Welded frame chassis
- Super strong
- 2" Dia. Round legs – soft to the touch
- Factory assembled

### Trapezoid Activity Table

Model #	W	D	H	List Price
AV-603030	60"	30"	29"	\$1,033

### Options & Accessories

- **(A)** Adjustable Height Legs (22"-30") - **\$101 List**
- **(A)** Adjustable Standing Height Legs (29"-37") - **\$216 List**
- **(C)** Casters (Locking, dual wheel 3-1/2") - **\$63 List**
- **(H)** Backpack Hook - **\$25 List**
- **(R)** Independent Cable Trough (3-1/2"D x 5"H) - **\$109 List**

## APEX Tables



### Apex Tables

Our Apex Table features 360 degree access and heavy duty welded frame chassis for complete worksurface support. Engineered and manufactured to be moved and used for decades. Comes standard with heavy duty locking casters.

- Heavy-Duty welded frame chassis
- Locking 4" Casters

### Newly Added Finishes



Persian Blue



Orange



Green Apple



Mint



Rosy Red



Cerulean



Mellow Yellow



Model #	W	D	High Pressure Laminate add "HPL" to Suffix	Solid Phenolic add "P" to Suffix	Butcher Block add "BB" to Suffix
			List Price	List Price	List Price
PX-6030C-29	60"	30"	\$1,447	\$2,305	\$2,547
PX-6036C-29	60"	36"	\$1,668	\$2,669	\$2,912
PX-7230C-29	72"	30"	\$1,608	\$2,547	\$2,790
PX-7236C-29	72"	36"	\$1,851	\$2,912	\$3,154





High Pressure Laminate

Solid Phenolic

Butcher Block



High Pressure Laminate  
add "HPL" to Suffix

Solid Phenolic  
add "P" to Suffix

Butcher Block  
add "BB" to Suffix

Model #	W	D	List Price	List Price	List Price
PX-6030C-36	60"	30"	\$1,516	\$2,396	\$2,640
PX-6036C-36	60"	36"	\$1,759	\$2,760	\$3,003
PX-7230C-36	72"	30"	\$1,699	\$2,640	\$2,882
PX-7236C-36	72"	36"	\$1,941	\$3,003	\$3,246



# Science, Technology, Engineering, Art & Math (S.T.E.A.M.)



## Heavy-Duty Butcher Block Tables

Butcher Block Tables feature a 360° access, heavy duty welded frame chassis for complete worksurface support. Engineered and manufactured to be moved and used for decades. You will receive these tables with a natural maple finish and mineral oil rub for longevity and beauty.

- Heavy-Duty welded frame chassis
- Solid maple butcher block from Wisconsin

## Heavy-Duty Science Lab Tables

Science Tables feature the above frames with Trespa® TopLabPLUS® Tops. They are resistant to a large number of aggressive chemicals identified by SEFA (Scientific Equipment and Furniture Association) if cleaned within 24 hours.

- Heavy-Duty welded frame chassis
- Heat and chemical resistant

## Options & Accessories

- **(A)** Adjustable Height Legs (24"-32") - **\$169 List**
- **(A)** Adjustable Sit-Stand (30"-38") - **\$230 List**
- **(C)** Casters (Locking, Heavy duty 4") - **\$206 List**
- **(H)** Backpack Hook - **\$25 List**

## Heavy-Duty Butcher Block Tables

Solid Maple - 1 3/4"

	Model #	W	H	List Price
24" DEEP	AS-4824BB	48"	30"	\$2,363
	AS-5424BB	54"	30"	\$2,451
	AS-6024BB	60"	30"	\$2,475
	AS-7224BB	72"	30"	\$2,785
30" DEEP	AS-4830BB	48"	30"	\$2,644
	AS-5430BB	54"	30"	\$2,767
	AS-6030BB	60"	30"	\$2,798
	AS-7230BB	72"	30"	\$3,107
36" DEEP	AS-6036BB	60"	30"	\$3,123
	AS-7236BB	72"	30"	\$3,430

## Heavy-Duty Science Lab Tables

Trespa TopLabPLUS Top - 1"

	Model #	W	H	List Price
24" DEEP	AS-4824TR	48"	30"	\$1,941
	AS-5424TR	54"	30"	\$2,147
	AS-6024TR	60"	30"	\$2,184
	AS-7224TR	72"	30"	\$2,427
30" DEEP	AS-4830TR	48"	30"	\$2,305
	AS-5430TR	54"	30"	\$2,500
	AS-6030TR	60"	30"	\$2,547
	AS-7230TR	72"	30"	\$2,790
36" DEEP	AS-6036TR	60"	30"	\$2,912
	AS-7236TR	72"	30"	\$3,154



## Butcher Block Tables

Butcher Block Tables feature a 360° access, welded frame chassis for complete worksurface support. Engineered and manufactured to be moved and used for decades. You will receive these tables with a natural maple finish and mineral oil rub for longevity and beauty.

- Welded frame chassis
- Solid maple butcher block from Wisconsin

## Science Lab Tables

Science Tables feature the above frames with chemical resistant solid phenolic tops. They are resistant to a large number of aggressive chemicals identified by SEFA (Scientific Equipment and Furniture Association) if cleaned within 24 hours.

- Welded frame chassis
- Heat and chemical resistant

### Butcher Block Tables

Solid Maple - 1 1/2"

	Model #	W	H	List Price
24" DEEP	AV-4824BB	48"	29"	\$1,820
	AV-5424BB	54"	29"	\$1,941
	AV-6024BB	60"	29"	\$2,001
	AV-7224BB	72"	29"	\$2,244
30" DEEP	AV-4830BB	48"	29"	\$2,094
	AV-5430BB	54"	29"	\$2,244
	AV-6030BB	60"	29"	\$2,305
	AV-7230BB	72"	29"	\$2,579

### Science Lab Tables

Chemical Resistant Solid Phenolic Top - 3/4"

	Model #	W	H	List Price
24" DEEP	AV-4824ST	48"	29"	\$1,516
	AV-5424ST	54"	29"	\$1,638
	AV-6024ST	60"	29"	\$1,699
	AV-7224ST	72"	29"	\$1,941
30" DEEP	AV-4830ST	48"	29"	\$1,790
	AV-5430ST	54"	29"	\$1,941
	AV-6030ST	60"	29"	\$2,001
	AV-7230ST	72"	29"	\$2,275

## Options & Accessories

- **(A)** Adjustable Height Legs (22"-30") - **\$101 List**
- **(A)** Adjustable Sit-Stand (29"-37") - **\$216 List**
- **(C)** Casters (Locking) - **\$63 List**
- **(H)** Backpack Hook - **\$25 List**



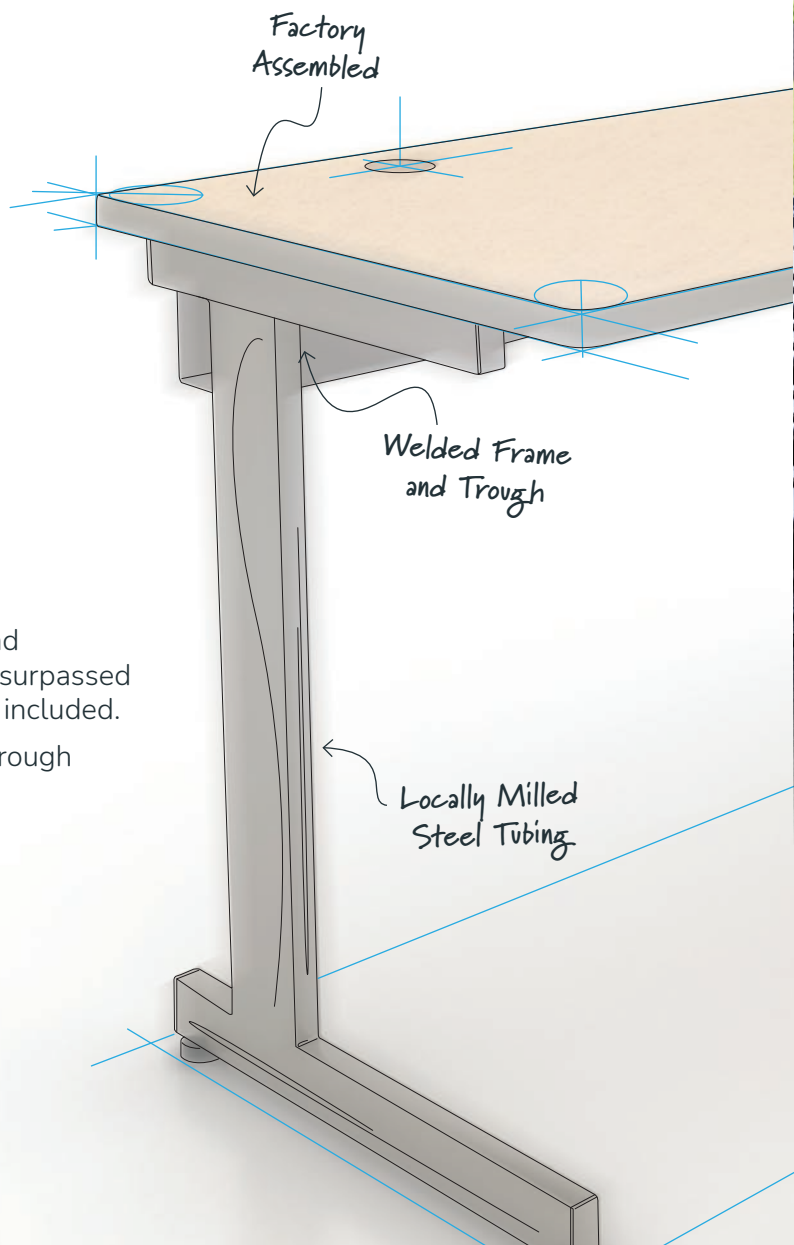
## Computer Lab Tables



### Computer Tables

Standard Computer Tables feature a cable trough and worksurface grommets. Each frame is welded for unsurpassed strength. Tables are factory assembled, Grommet(s) included.

- Welded frame chassis with high capacity cable trough
- Factory assembled
- Standard 4"H integrated cable trough



### L-Leg Computer Tables

Model #    W    D    H    List Price

L-3624C	36"	24"	29"	\$788
L-4824C	48"	24"	29"	\$924
L-6024C	60"	24"	29"	\$1,033
L-7224C	72"	24"	29"	\$1,209

L-3630C	36"	30"	29"	\$908
L-4830C	48"	30"	29"	\$1,065
L-6030C	60"	30"	29"	\$1,209
L-7230C	72"	30"	29"	\$1,391





## J-Leg Computer Tables

J-Leg Computer Tables feature a cable trough and worksurface grommets. Each frame is welded for unsurpassed strength. Tables are factory assembled, Grommet(s) included.

- Welded frame chassis with high capacity cable modesty trough
- Factory assembled
- Standard 4"H integrated cable trough



## J-Leg Computer Tables

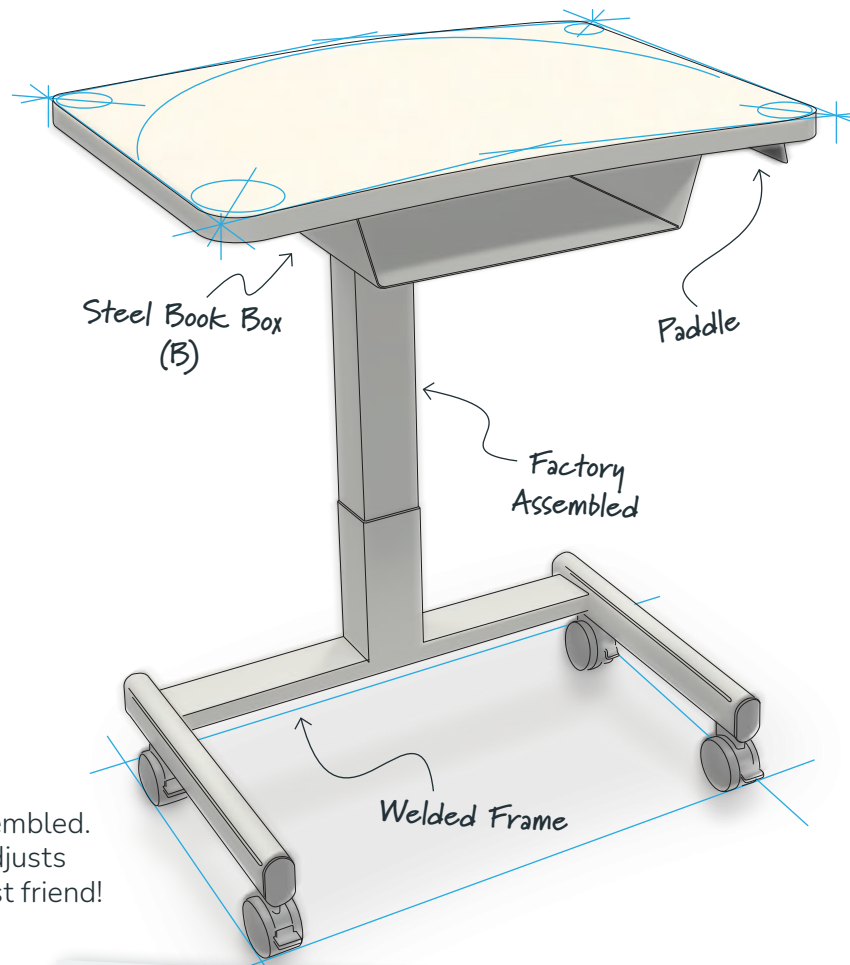
Model #	W	D	H	List Price
J-3624C	36"	24"	29"	\$953
J-4824C	48"	24"	29"	\$1,116
J-6024C	60"	24"	29"	\$1,288
J-7224C	72"	24"	29"	\$1,416

J-3630C	36"	30"	29"	\$1,104
J-4830C	48"	30"	29"	\$1,292
J-6030C	60"	30"	29"	\$1,470
J-7230C	72"	30"	29"	\$1,680

## Options & Accessories

- **(10)** 10" Modesty Trough - **\$114 List**
- **(A)** Adjustable Height Legs (24"-32") - **\$206 List**
- **(A)** Adjustable Standing Height Legs (29"-37") - **\$216 List**
- **(G)** Grommet - **\$28 List**

## G-Lift & E-Lift Lecterns & Desks



### G-Lift Lecterns & Desks

The G-Lift Lecterns and Desks are factory assembled. At the touch of a button, the gas lift cylinder adjusts from seated to standing height. A teacher's best friend! They also make great student desks.

- Adjustable height range 28-1/2" - 40-1/2"
- Locking casters
- Factory assembled
- Optional Steel Book Box (shown above)



### G-Lift Lecterns & Student Desks

Model #	W	D	H	List Price
GL-2720	27"	20"	28-1/2" - 40-1/2"	\$1,577
GL-3020	30"	20"	28-1/2" - 40-1/2"	\$1,601
GL-3520	35"	20"	28-1/2" - 40-1/2"	\$1,719
GL-2724	27"	24"	28-1/2" - 40-1/2"	\$1,614
GL-3024	30"	24"	28-1/2" - 40-1/2"	\$1,638
GL-3524	35"	24"	28-1/2" - 40-1/2"	\$1,759

### Available in these finishes ONLY:

- 421 Matte Black
- 472 Slate
- 471 Light Grey

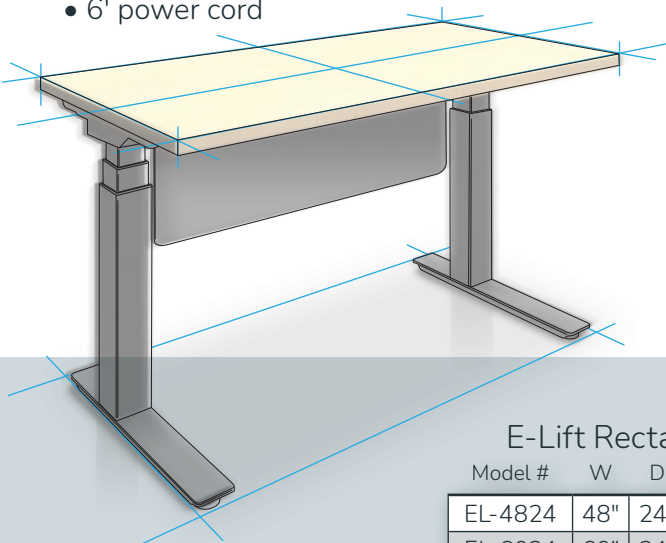




## E-Lift Desks

E-Lift Desks adjust from seated to standing height at the touch of a button. With an adjustable speed rate of 1.5 inches per second, it hums along at a rate that promotes height changes.

- Adjustable height 24"-50"
- Simple two button control
- 6' power cord

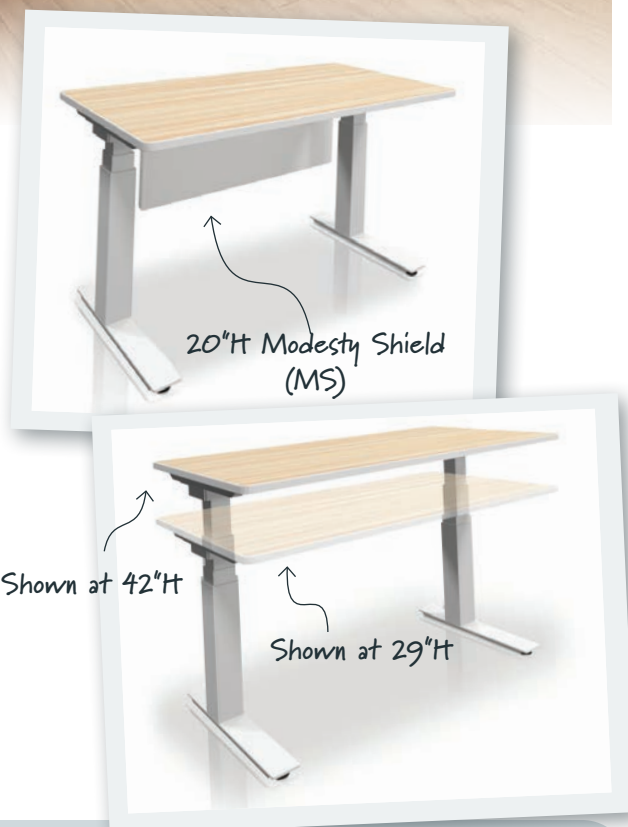


### Available in these finishes ONLY:

- 421 Matte Black
- 461 Dark Tone
- 472 Slate
- 471 Light Grey

### E-Lift Rectangular Desks

Model #	W	D	H	List Price
EL-4824	48"	24"	24" - 50"	\$2,390
EL-6024	60"	24"	24" - 50"	\$2,484
EL-7224	72"	24"	24" - 50"	\$2,617
EL-4830	48"	30"	24" - 50"	\$2,485
EL-6030	60"	30"	24" - 50"	\$2,580
EL-7230	72"	30"	24" - 50"	\$2,707



## Options & Accessories

### E-Lift

- **(G)** Grommet - **\$28 List**
- **(N)** Nook Pencil Drawer - **\$194 List**
- **(MS)** Modesty Shield (20"H)- **\$267List**  
w/ integrated cable management

### G-Lift

- **(B)** Steel Book Box- **\$88 List**



## Modular Mobile Teacher's Stations



### Mobile Teacher's Desks

Mobile Teacher's Desks are factory assembled. They come standard with round tube legs and a high capacity 10" modesty trough. Comes standard with 2 grommets.

- Welded frame chassis
- High capacity 10" modesty trough
- Locking casters
- Factory assembled



### Round Quick-Adjust Presentation Cart

Use as a lectern, desk return, work station... and more. Adjusts from seated to standing height at the touch of a button. The ultimate teacher's aid.

- Pneumatic height adjustable base 29"-41"
- Locking casters



Use alongside any  
Mobile Teacher's Desk

### Square and Eclipse Quick-Adjust Presentation Cart

Use as a lectern, desk return, work station... and more. Adjusts from seated to standing height at the touch of a button. The ultimate teacher's aid.

- Pneumatic height adjustable base 29"-41"
- Optional cable trough
- Locking casters



### Options & Accessories

- (G) Grommet - **\$28 List**
- (PD) Pencil Drawer - **\$194 List**
- (SD) Laptop Security Drawer - **\$348 List**
- (DD) Box Drawer Divider - **\$9 List**
- (PT) Box Drawer Pencil Tray - **\$30 List**
- (RS) Box Drawer Reference Shelf - **\$74 List**
- (R) Independent Cable Trough - **\$109 List**

### Mobile Teacher's Desks

Model #	W	D	H	List Price
MTD-6030	60"	30"	29"	\$1,365
MTD-6630	66"	30"	29"	\$1,546
MTD-7230	72"	30"	29"	\$1,611

### Quick-Adjust Presentation Carts

#### Round

Model #	W	D	H	List Price
QAMPC-CT36	36"	32"	29"-41"	\$1,815

#### Square

Model #	W	D	H	List Price
QAMPC-3030	30"	30"	29"-41"	\$1,815

#### Eclipse

Model #	W	D	H*	List Price
QA-36E	36"	36"	29"-41"	\$1,815



## Mobile Pedestals, Mobile Pedestal Podiums & Mobile Pedestal with Seat Cushion

Mobile storage with full length and full suspension drawers... built to last a lifetime.

- Box/box/file pedestal with lock
- Convenience/file pedestal with lock (CHED)
- Upholstered seat cushion (CHED)
- Locking casters
- Factory assembled
- 18"W phenolic resin platform - charcoal only (Podium)
- Optional finished top (BT) in lieu of phenolic resin platform



### Mobile Pedestal Podiums

Model #	W	D	H	List Price
MPP-2818C-BT	15"	28-1/2"	38"	\$1,671
MPP-2818C	18"	28-1/2"	42"	\$1,831

### Mobile Pedestals

Model #	W	D	H	List Price
24BM	15"	23-1/2"	27-5/8"	\$998
24FM	15"	23-1/2"	27-5/8"	\$998

### "CHED" Mobile Pedestal with Seat Cushion

Model #	W	D	H	List Price
CHED	15"	23-1/2"	21"	\$1,050

## Teacher's Desks

### Standing Height Peninsula Desks

These innovative desks offer plenty of filing and storage space as well as a generous workspace area. Desks are factory assembled. They come standard with a modesty panel, two steel shelves, and cable management grommets. A grommet is included in the top, one on each shelf and in the pedestal for optimal cable management.

- Convenience/box/file/file drawer pedestal with lock
- Full extension drawers
- Factory assembled

**Important Note!**  
All Single Pedestal Teacher's Desks will be produced with the PEDESTAL on the RIGHT-HAND side unless otherwise specified.



### Mobile Bi-Level Teacher's Desks

The Mobile Bi-Level Teacher's Desks have podium space to fit a laptop and side-by-side letter size papers. They allow for conferencing up to four people, and have a locking pedestal with four drawers.

- Locking casters included
- Convenience/box/file/file drawer pedestal with full extension, locking drawers
- 18"W phenolic resin platform - charcoal only
- Factory assembled
- Optional finished top (BT) in lieu of phenolic resin platform
- New design allows for multiple configurations: right-hand desk, left-hand desk, and separation of pedestal podium on the fly.



### Options & Accessories

- **(C)** Casters (Locking, dual wheel 3-1/2") - **\$180 List**
- **(G)** Grommet - **\$28 List**
- **(PD)** Pencil Drawer - **\$194 List**
- **(SD)** Laptop Security Drawer - **\$348 List**
- **(DD)** Box Drawer Divider - **\$9 List**
- **(PT)** Box Drawer Pencil Tray - **\$30 List**
- **(RS)** Box Drawer Reference Shelf - **\$74 List**

### Standing Height Peninsula Desks\*

Model #	W	D	H	List Price
DSH-5424-SP	54"	24"	38"	\$3,112
DSH-6024-SP	60"	24"	38"	\$3,143
DSH-5430-SP	54"	30"	38"	\$3,852
DSH-6030-SP	60"	30"	38"	\$3,897

### Mobile Bi-Level Teacher's Desks

Model #	W	D	H	List Price
DBL-6033C	60"	33"	29/42"	\$4,090
DBL-6033C-BT	60"	33"	29/42"	\$3,890





## Single Pedestal Peninsula, Single Pedestal & Double Pedestal Desks

These desks offer storage, an ample workspace, and conference space. They are factory assembled and come standard with a modesty panel.

- Box/box/file pedestal with lock
- Full extension file drawers
- Factory assembled
- End panel in lieu of tube leg - Optional at no charge

Single Pedestal Peninsula Desks

Single Pedestal Desks

Double Pedestal Desks



Mobile Single Pedestal Peninsula Desks

Mobile Single Pedestal Desks

Mobile Double Pedestal Desks



### Single Pedestal Peninsula Desks\*

Model #	W	D	H	List Price
DP-5424-SP	54"	24"	29"	\$2,147
DP-6024-SP	60"	24"	29"	\$2,191
DP-7224-SP	72"	24"	29"	\$2,319
DP-5430-SP	54"	30"	29"	\$2,378
DP-6030-SP	60"	30"	29"	\$2,424
DP-7230-SP	72"	30"	29"	\$2,552

### Single Pedestal Desks\*

Model #	W	D	H	List Price
D-4824-SP	48"	24"	29"	\$1,830
D-5424-SP	54"	24"	29"	\$2,147
D-6024-SP	60"	24"	29"	\$2,182
D-4830-SP	48"	30"	29"	\$2,170
D-5430-SP	54"	30"	29"	\$2,259
D-6030-SP	60"	30"	29"	\$2,301

### Double Pedestal Desks\*

Model #	W	D	H	List Price
D-6024-DP	60"	24"	29"	\$2,749
D-6624-DP	66"	24"	29"	\$2,872
D-6030-DP	60"	30"	29"	\$3,208
D-6630-DP	66"	30"	29"	\$3,330

\* To make your teacher's desk mobile add "C" to model number and \$180 List.

McDowell-Craig is proud to introduce our newest addition, **a complete collection of mobile storage cabinets**, thoughtfully designed to bring flexibility and organization to every learning space.

**Available in a range of sizes**, from a 2-shelf to a spacious 5-shelf model, including a mobile wardrobe cabinet.

Each cabinet is built with the same quality and craftsmanship known industry-wide ***since 1946!***

# Introducing Our New Line of Mobile Storage Cabinets

... BUILT TO MOVE ... ➔



double walled  
all-steel  
construction  
throughout

custom  
laminated  
doors & tops

multi-formed  
adjustable  
steel shelves

Top-of-the-line  
soft close  
Euro-hinges

heavy-duty 4" locking  
wall-saver casters

1,200 lb. capacity  
engineered for a  
lifetime of moves





## Mobile Storage Cabinets

### Mobile Storage Cabinets

- All steel construction
- Engineered & built to last a lifetime
- Super heavy duty 4" casters (2 front locking)
- Laminate top & doors includes lock and soft close hinges

#### 2-Shelf Mobile Storage Cabinet (includes 1 adjustable shelf)

with Locking Doors & Top

Model #	W	D	H	Shelves	List Price
SC3028D	30"	23"	29-3/4"	2	\$1,580
SC3628D	36"	23"	29-3/4"	2	\$1,725
SC4828D	48"	23"	29-3/4"	2	\$1,975

#### 3-Shelf Mobile Storage Cabinet (includes 2 adjustable shelves)

with Locking Doors & Top

Model #	W	D	H	Shelves	List Price
SC3636D	36"	23"	36-3/4"	3	\$2,115
SC4836D	48"	23"	36-3/4"	3	\$2,445

#### 4-Shelf Mobile Storage Cabinet (includes 3 adjustable shelves)

with Locking Doors & Top

Model #	W	D	H	Shelves	List Price
SC3652D	36"	23"	52-3/4"	4	\$2,665
SC4852D	48"	23"	52-3/4"	4	\$3,065





### 5-Shelf Mobile Storage Cabinet (includes 4 adjustable shelves)

with Locking Doors & Top

Model #	W	D	H	Shelves	List Price
SC3668D	36"	23"	68-3/4"	5	\$3,240
SC4868D	48"	23"	68-3/4"	5	\$3,710




### Mobile Wardrobe Cabinet (includes 3 adjustable shelves)

with Locking Doors & Top

Model #	W	D	H	Shelves	List Price
SCW3668	36"	23"	68-3/4"	4	\$3,750
SCW4868	48"	23"	68-3/4"	4	\$4,350

## Filing Cabinets & Mobile Markerboard



### Lateral Files

Lateral Files are engineered to be moved fully loaded and come in three widths.

- Standard with lock
- Welded and brazed on all eight corners
- Industry-best Grade A steel construction
- Includes Counterweight



### Vertical Files

McDowell-Craig Vertical Files are world famous for their incredible durability and longevity. They are engineered to be moved fully loaded. Vertical Files come in letter and legal widths.

- Standard with lock
- Welded and brazed on all eight corners
- Industry-best Grade A steel construction
- Steel wheel and ball bearing cradle suspension



### Mobile Markerboard

The Mobile Markerboard is an extremely versatile addition to any learning environment. From presentations to room division, it serves as an integral component of the 21st-century classroom.

- Dual-sided porcelain magnetic markerboard
- Locking casters

### Lateral Files

Model #	W	H	Drawers	List Price
P30-201	30"	27-3/4"	2	\$1,134
P36-201	36"	27-3/4"	2	\$1,200
P42-201	42"	27-3/4"	2	\$1,268
P30-301	30"	40-1/4"	3	\$1,735
P36-301	36"	40-1/4"	3	\$1,802
P42-301	42"	40-1/4"	3	\$1,868
P30-401	30"	52-3/8"	4	\$2,336
P36-401	36"	52-3/8"	4	\$2,402
P42-401	42"	52-3/8"	4	\$2,469

### Vertical Files

Model #	W	D	H	Drawers	List Price
1201	15"	28-1/2"	29"	2	\$1,088
1301	15"	28-1/2"	40-3/4"	3	\$1,399
1401	15"	28-1/2"	52"	4	\$1,710

### Mobile Markerboard

Model #	W	D	H	List Price
MWB-6036	36"	18"	60"	\$1,548



# Tote Tray Carts & Seating

## Tote Tray Carts

Providing mobility, flexibility, and multi-functionality, these carts have it all... 3" deep removable tote trays, laminate worksurfaces, and markerboard backs.

- Welded frame construction
- Markerboard back
- Laminate top
- 3" high (shown) or optional 6" high indestructible, clear, ABS plastic tote trays with front/back label holder
- Bench seat standard on model TTC-8-BENCH
- Locking casters

### Tote Tray Carts

Model #	W	D	H	List Price
TTC-12	23"	22"	50"	\$2,963
TTC-24	44"	22"	50"	\$4,511
TTC-36	65"	22"	50"	\$6,062
TTC-8-BENCH	42"	22"	24"	\$3,113

Laminate Top

Seat Cushion



## Mesh-Back Ergo Chair

Advanced 2-to-1 synchro-tilt design promotes circulation, reduces fatigue, and optimizes posture.

- Triple density seat foam – memory foam top layer
- Anatomical back and seat support
- Adjustments:
  - Seat – height and depth
  - Back – lumbar and height
  - Arms – height, depth, and width
  - Mechanism – 360° swivel/tilt, tilt tension, and tilt lock

### Mesh-Back Ergo Chair

Model #	List Price
TC-460M	\$1,037



## Stackable Chair

Fully upholstered backrest with 1" thick, high-resilience foam front and 1/2" foam back. Sculptured backrest is designed to fully support the back, placing extra support on the lumbar.

- Welded steel frame construction
- Anatomical back and seat support

### Stackable Chair

Model #	List Price
TC-110	\$461




## Bookcases

### Bookcases

Engineered for strength and safety, these bookcases are available in the following configurations:

- 2, 3 and 4-shelf with adjustable glides
- 2 and 3-shelf mobile
- 2 and 3-shelf mobile with worksurface and optional handles
- Double-sided mobile with worksurface and optional handles
- Welded and brazed on all eight corners



#### 2-Shelf Bookcase

Model #	W	D	H	List Price
BC-3630	35"	13-5/8"	30"	\$720
BC-3630-BT	35"	13-5/8"	31"	\$970

#### 3-Shelf Bookcase

Model #	W	D	H	List Price
BC-3643	35"	13-5/8"	43-1/2"	\$920
BC-3643-BT	35"	13-5/8"	44-1/2"	\$1,170

#### Under Desk Top Bookcase

Model #	W	D	H	List Price
NBC24	23-1/2"	13-5/8"	27-5/8"	\$730
NBC30	28-5/8"	13-5/8"	27-5/8"	\$750
NBC36	35-5/8"	13-5/8"	27-5/8"	\$800

#### 4-Shelf Bookcase

Model #	W	D	H	List Price
BC-3657	35"	13-5/8"	57"	\$1,185
BC-3643-BT	35"	13-5/8"	58"	\$1,430



### Single-Sided Mobile Bookcases

#### 2-Shelf

Model #	W	D	H	List Price
MBC-3636	36"	14-1/2"	36"	\$1,030
MBC-3636-BT	36"	14-1/2"	37"	\$1,280

(BT) with laminate top

#### 3-Shelf

Model #	W	D	H	List Price
MBC-3652	36"	14-1/2"	52"	\$1,210
MBC-3652-BT	36"	14-1/2"	53"	\$1,460

(BT) with laminate top







## Double-Sided Mobile Bookcases

### 2-Shelf

Model #	W	D	H	List Price
DMBC-3636-BT	36"	29"	37"	\$2,810

(BT) with laminate top



### 3-Shelf


Model #	W	D	H	List Price
DMBC-3652-BT	36"	29"	53"	\$3,210

(BT) with laminate top



# Administrative Office Furniture

**BEST  
SELLER**



4 - Back-to-back  
3 Drawer Lateral Files  
with worksurface

E-Lift L-Shape  
Desk  
\*standing position

Simon Panel  
System

TC-460M  
Mesh-Back  
Task Chair

E-Lift L-Shape Desk  
\*seated position

Stationary  
Return with  
Box-Box-File  
Pedestal



Contact McDowell-Craig and let's design your next office!

**simon**

**SUZU** FREESTANDING  
DESK  
SYSTEM



E-Lift 3-Leg Desk  
Sit-Stand Height 24" H - 50" H

## Mesh-Back Ergo Chair

Model #	List Price
TC-460M	\$1,037



## Stackable Chair

Model #	List Price
TC-110	\$461

## Bookcases

Model #	W	D	H	Shelves	List Price
BC-3643	35"	13-5/8"	43-1/2"	3	\$920



## Lateral Files includes counterweight

Model #	W	H	Drawers	List Price
P30-201	30"	27-3/4"	2	\$1,134

## Project Management

### We Make Projects Easy!

Our in-house project management team will assist you with all your project needs...


- Consultation
- Space Planning and Interior Design
- Detailed Specifications
- Installation Planning
- Delivery and Installation
- Photo-realistic Renderings



Suzy - Freestanding Desk System



Simon - Frame and Tile Panel System




## Finishes - Coatings & Laminates

### Coatings



### Laminates

#### Patterns



#### Wood grains



#### Worksurface Laminates Finish Index:

**M** = Matte (60, 58, SD)

**TG** = Textured Gloss (07) (upcharge)

**FVT** = Fine Velvet Texture (38)

**HG** = High Gloss (01) (upcharge)

\*Special Laminate - may incur an upcharge and longer leadtime

Non-Standard Laminate - may incur an upcharge and/or minimum order charge



## Finishes - Edges

### T-Edge & 3mm Edge Band (Coating finish in parenthesis represent the closest match)

T-Edge recommended for all classroom furniture



E-92 Black  
(421 Matte Black or  
461 Dark Tone)



E-97 Graphite  
(472 Slate)



E-89 Platinum  
(469 Glacier Blue &  
492 Metallic Silver)



E-93 Medium Tone  
(460 Medium Tone)



E-90 Inner Tone R  
(430 Dark Taupe)



E-88 Smoke  
(471 Light Grey,  
495 Metallic Platinum &  
492 Metallic Silver)

### T-Edge



E-11  
Mellow  
Yellow



E-23  
Orange



E-14  
Rosy Red



E-13  
Navy



E-15  
Persian  
Blue



E-21  
Cerulean



E-22  
Mint



E-12  
Green  
Apple

### 3mm Wood Grain Edge Band

Recommended for administration area and teacher's desks



BE-40  
Versailles Anigre  
WA 7923-07



BE-68  
Wild Cherry  
WA 7054-60



BE-38  
Huntington Maple  
WA 7929-38



BE-37  
Monticello Maple  
WA 7925-38



BE-57  
Fusion Maple  
WA 7909-60



BE-33  
Belair  
WA 8234-38



BE-17  
White Driftwood  
WA 8200K-38



[www.mcdowellcraig.com](http://www.mcdowellcraig.com)