



schoolhouse™

PL 240
Effective November 27th, 2023

MC McDOWELL-CRAIG

DESKS



TABLES



STORAGE



SchoolHouse

SchoolHouse by McDowell-Craig is a complete offering of domestically manufactured educational furniture that features locally sourced raw materials, welded frame construction, and factory assembled, carton-free shipment. Sustainable manufacturing principles combined with unsurpassed quality and performance features make SchoolHouse a truly smart choice for any learning environment.



Nesting Mobile Flip Tables.....page 6-7



Boomerang Student Deskspage 8-9



Blade & Drift Student Deskspage 10-11



Fin & Gemstone Student Deskspage 12-13



Trapezoid & Stacking Student Desks.....page 14-15



Standard Student Desks & Tote Trayspage 16-17



Activity & Training Room Tables page 18-23



Green Attributes.....page 4

Quality Featurespage 5



Apex Tables..... page 24-25



S.T.E.A.M. Lab Furniture page 26-27

Computer Tables page 27-28



G-Lift & E-Lift Lecterns & Desks..... page 29-30



Modular Mobile Teacher's Stations &
Teacher's Desks..... page 31-35

Seating & Filing Cabinetspage 36



Bookcasespage 37

Example Classroom.....page 38-39

Project Management.....page 40-41

Standard Finishes.....page 42-43



Administrative Furniture

Freestanding Desk System See Suzy Brochure and Price List #40

Panel Systems. See Simon Brochure and Price List #40

Trek Seating. See Trek Brochure and Price List #40

Green Attributes



Manufactured in the U.S.A.

- Designed, engineered, and manufactured in Santa Fe Springs, California
- Factory assembled
- Blanket wrap shipped - NO cartons



Locally Sourced Raw Materials

- Locally milled steel and tubing
- Locally milled CARB II core board
- Locally manufactured coatings



Sustainable Products

- Engineered and built to last a lifetime
- Welded frame construction throughout
- Highest quality raw and finished materials available



Clean Energy

- Grid power derived from natural gas, wind, and sun
- Inbound and outgoing freight via ultra-clean California compliant rigs



Indoor Air Quality

- All SchoolHouse furniture is SCS Global Services certified
- Indoor Advantage™ Gold... the highest award



Green Building Contribution

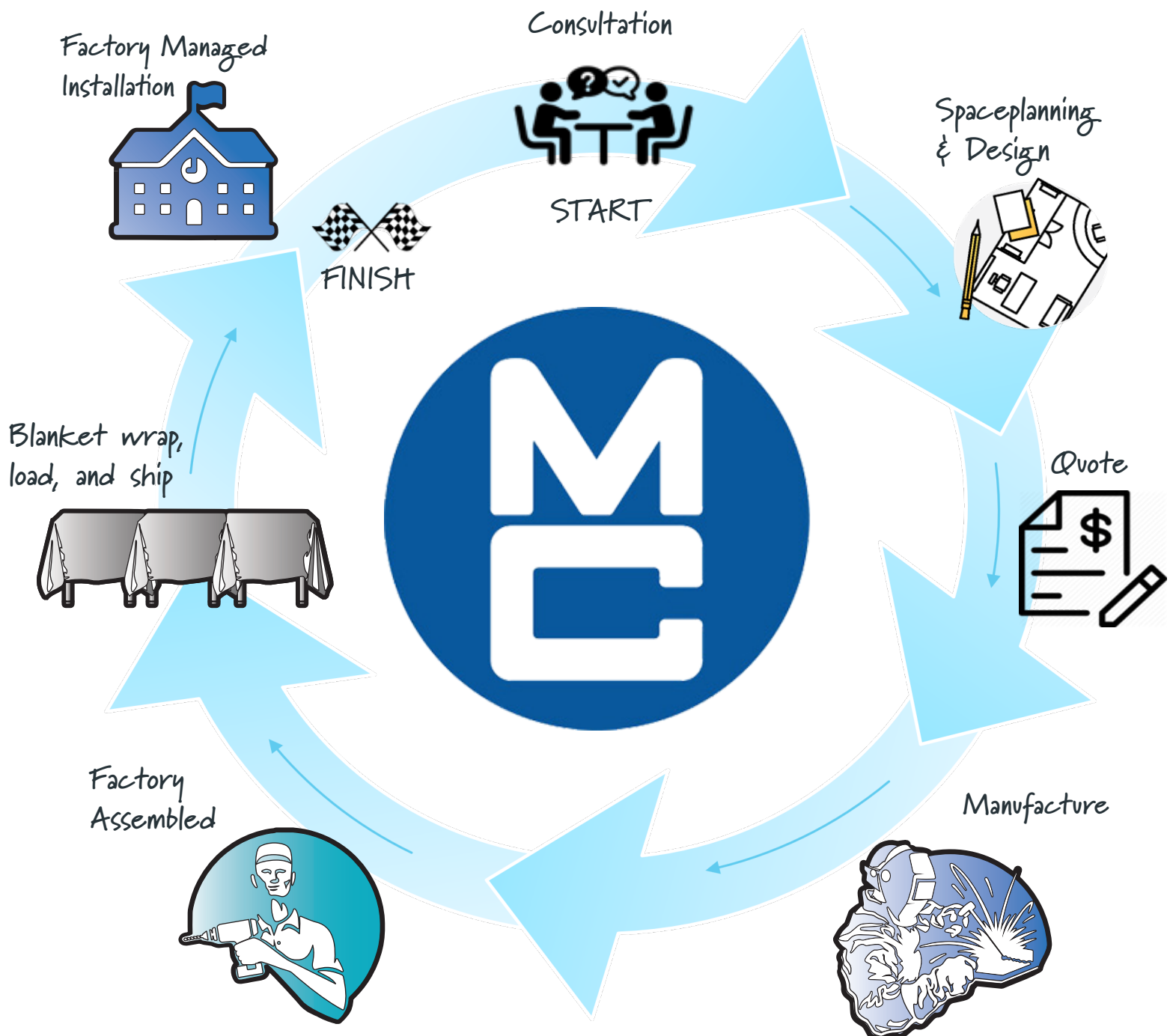
- SchoolHouse contributes up to 11 LEED credits



Santa Fe Springs, California
Factory

Quality Begins and Ends In-House

Why we are the best...



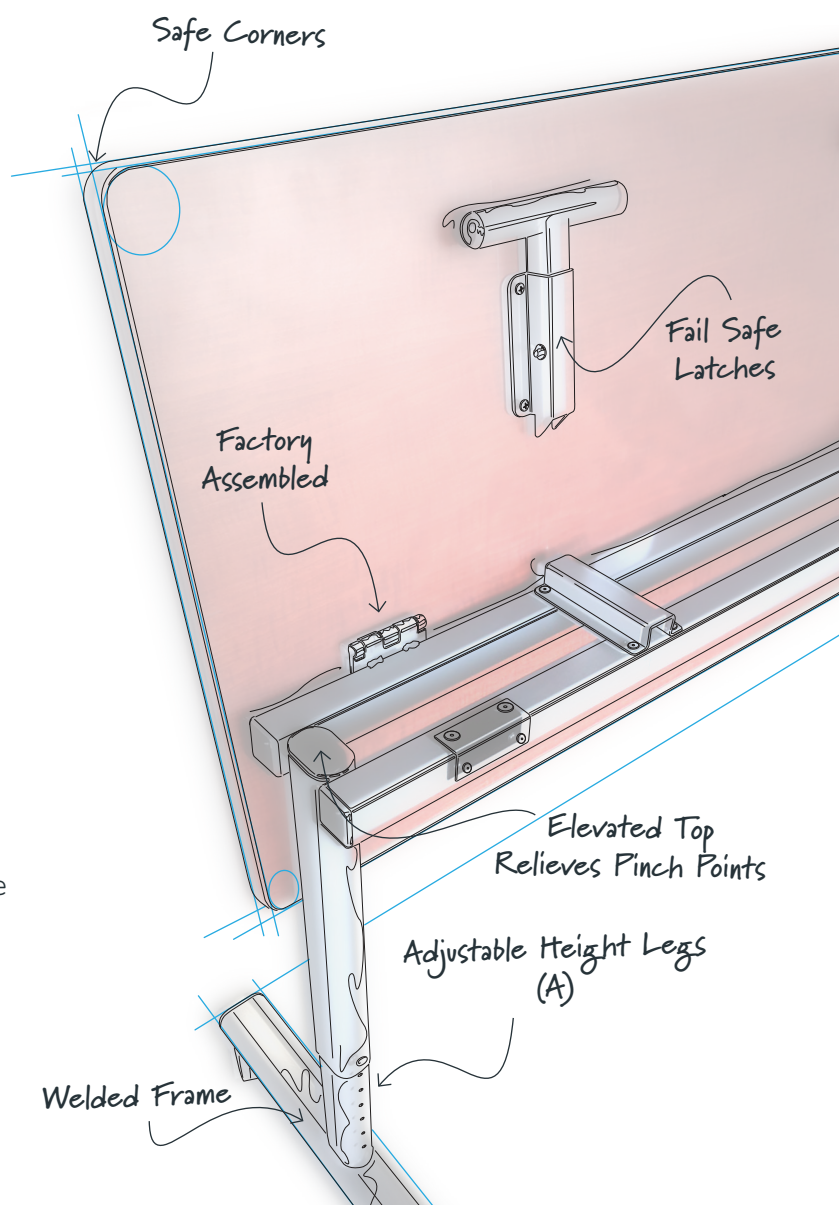
Nesting Mobile Flip Tables



Nesting Mobile Flip Tables

The flagship of the SchoolHouse™ series, these tables offer true mobility and space efficiency without compromising quality.

- Welded frame chassis
- Fail safe latches
- No pinch point design
- Optional Vertical Lock



Rectangular

	Model #	W	H	List Price
18" DEEP	NT-2818	28"	29"	\$881
	NT-3618	36"	29"	\$956
	NT-4818	48"	29"	\$1,032
	NT-5418	54"	29"	\$1,116
	NT-6018	60"	29"	\$1,148
	NT-7218	72"	29"	\$1,360

	Model #	W	H	List Price
30" DEEP	NT-3630	36"	29"	\$1,121
	NT-4830	48"	29"	\$1,171
	NT-5430	54"	29"	\$1,292
	NT-6030	60"	29"	\$1,329
	NT-7230	72"	29"	\$1,526

	Model #	W	H	List Price
20" DEEP	NT-2820	28"	29"	\$881
	NT-3620	36"	29"	\$956
	NT-4820	48"	29"	\$1,032
	NT-5420	54"	29"	\$1,116
	NT-6020	60"	29"	\$1,148
	NT-7220	72"	29"	\$1,360

	Model #	W	H	List Price
33" DEEP	NT-4833	48"	29"	\$1,465
	NT-5433	54"	29"	\$1,589
	NT-6033	60"	29"	\$1,625
	NT-7233	72"	29"	\$1,824

	Model #	W	H	List Price
24" DEEP	NT-2824	28"	29"	\$925
	NT-3624	36"	29"	\$1,002
	NT-4824	48"	29"	\$1,079
	NT-5424	54"	29"	\$1,161
	NT-6024	60"	29"	\$1,191
	NT-7224	72"	29"	\$1,406



Shown above in a collaborative multi-media configuration

Flag

	Model #	W	H	List Price
24" DEEP	NTF-5424	54"	29"	\$1,347
	NTF-6024	60"	29"	\$1,406
	NTF-7224	72"	29"	\$1,621

	Model #	W	H	List Price
30" DEEP	NTF-5430	54"	29"	\$1,472
	NTF-6030	60"	29"	\$1,525
	NTF-7230	72"	29"	\$1,725

Half-Round

	Model #	W	D	H	List Price
	NT-4824HR	48"	24"	29"	\$1,187
	NT-6030HR	60"	30"	29"	\$1,483

Options & Accessories

- (A) Adjustable Height Legs (23"-31") - **\$142 List**
- (A) Adjustable Standing Height Legs (29"-39") - **\$206 List**
- (H) Backpack Hook - **\$24 List**
- (V) Vertical Lock - **\$66 List**


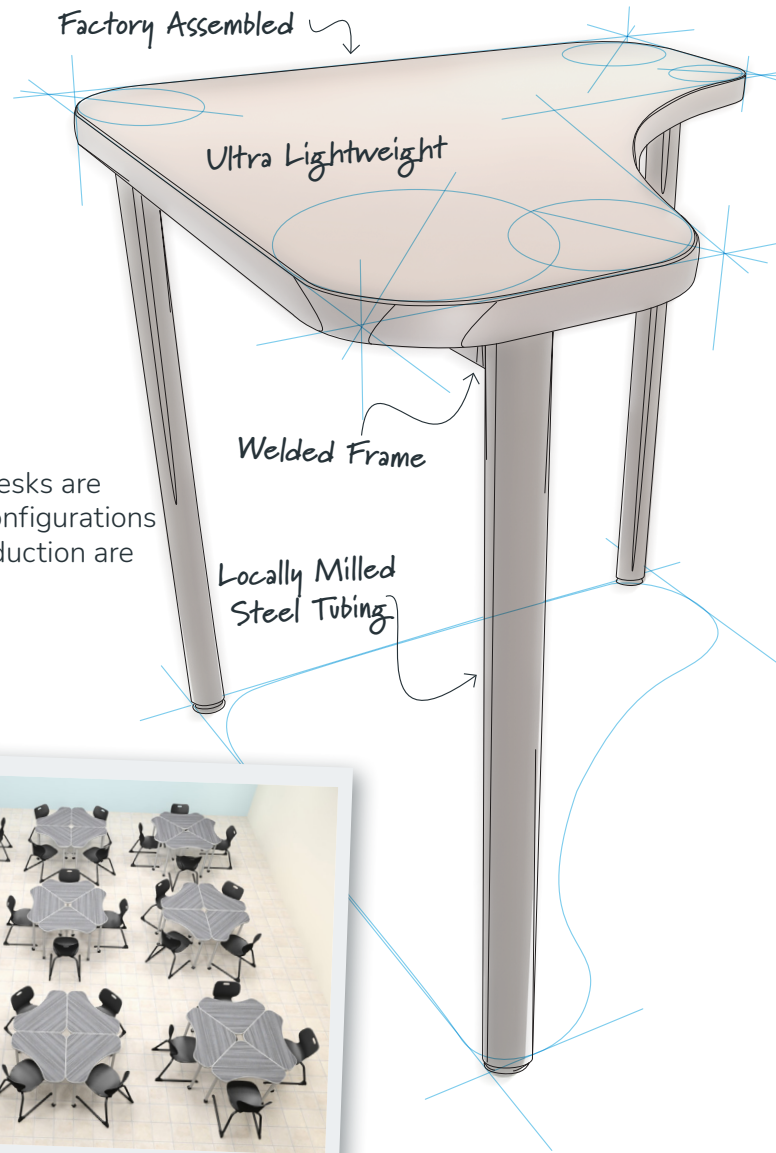
Boomerang Student Desks



Boomerang Student Desks

The ultimate in student desks, Boomerang Student Desks are built to move – ultralight and super strong. Multiple configurations are possible with this design. Strength and weight reduction are derived from our welded frame “V” apron.

- Welded frame chassis
- Ultralight and super strong
- Ultimate adaptable shape



Alternating desk classroom layout



Pod classroom layout

Boomerang Student Desks

Model #	W	D	H	Front (hypotenuse)	List Price
AB-342626	26"	26"	29"	34"	\$371
AB-362828	28"	28"	29"	36"	\$380
AB-423232	32"	32"	29"	42"	\$427
AB-483636	36"	36"	29"	48"	\$509



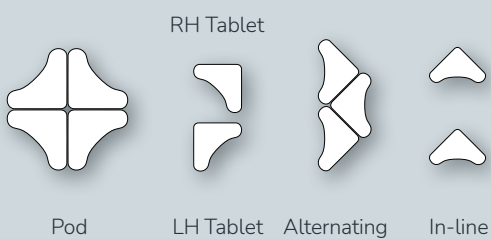
In-Line classroom layout



Tablet classroom layout



Boomerang Configurations



Options & Accessories

- **(A)** Adjustable Height Legs (22"-30") - **\$78 List**
- **(A)** Adjustable Standing Height Legs (29"-37") - **\$124 List**
- **(B)** Book Box (Heavy gauge steel) - **\$84 List**
- **(C)** Casters (Locking, dual wheel 2-1/2") - **\$60 List**
- **(H)** Backpack Hook - **\$24 List**
- **(WO)** Wheelbarrow Mobile (In-line skate wheels) - **\$97 List**

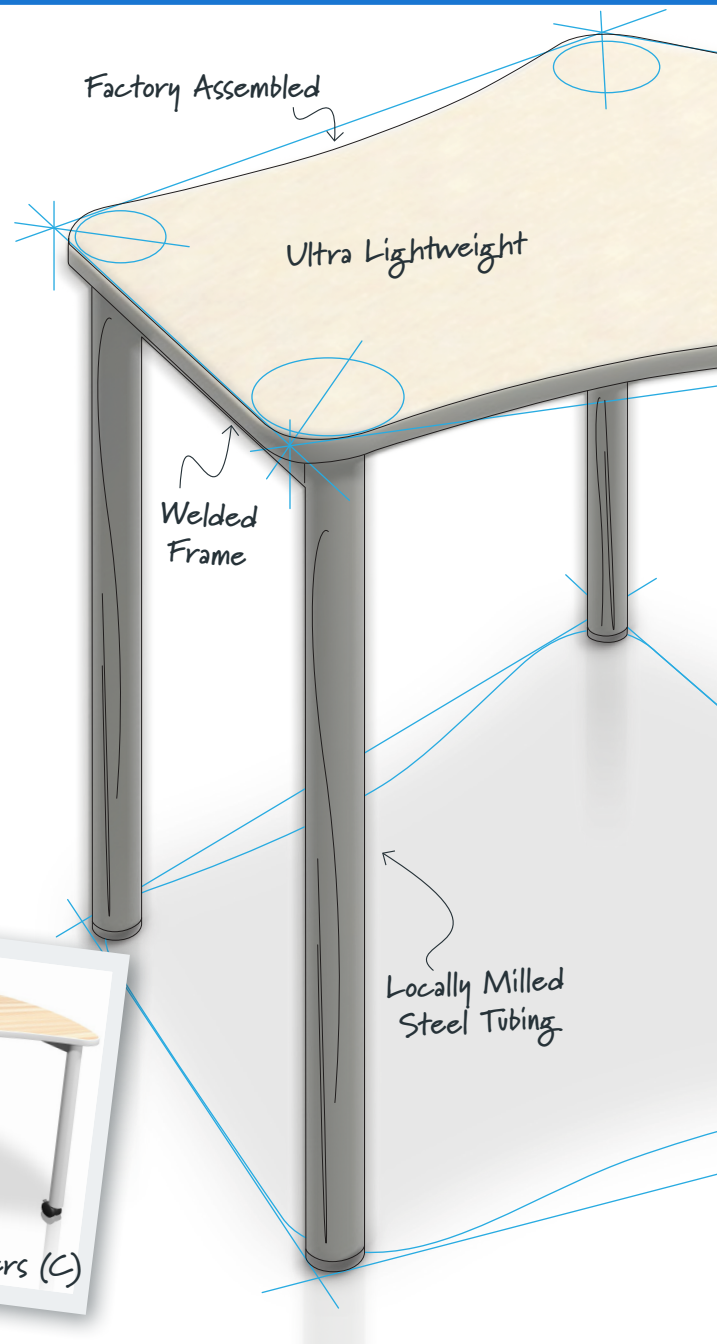
Blade & Drift Student Desks



Blade Student Desks

Blade Student Desks are built to move – ultralight and super strong. Multiple configurations are possible with this design. Strength and weight reduction are derived from our welded frame apron.

- Welded frame chassis
- Ultralight and super strong
- Ultimate adaptable shape



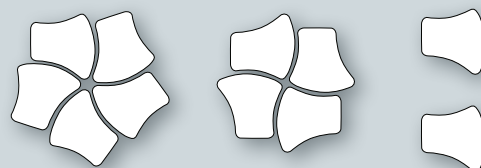
Options & Accessories

- **(A)** Adjustable Height Legs (22"-30") - **\$78 List**
- **(A)** Adjustable Standing Height Legs (29"-37") - **\$124 List**
- **(B)** Book Box (Heavy gauge steel) - **\$84 List**
- **(C)** Casters (Locking, dual wheel 2-1/2") - **\$60 List**
- **(H)** Backpack Hook - **\$24 List**
- **(TT)** Tote Tray - **\$104 List** (*Drift Student Desk Only*)
- **(WO)** Wheelbarrow Mobile (In-line skate wheels) - **\$97 List**

Blade Student Desks

Model #	W	D	H	List Price
AWF-3030	30"	30"	29"	\$462

Blade Configurations





Drift Student Desks

Drift Student Desks are built to move – ultralight and super strong. Multiple configurations are possible with this design. Strength and weight reduction are derived from our welded frame apron.


- Welded frame chassis
- Ultralight and super strong
- Ultimate adaptable shape



Drift Student Desks

Model #	W	D	H	List Price
AWF2-2927	29"	27"	29"	\$436

Drift Configurations



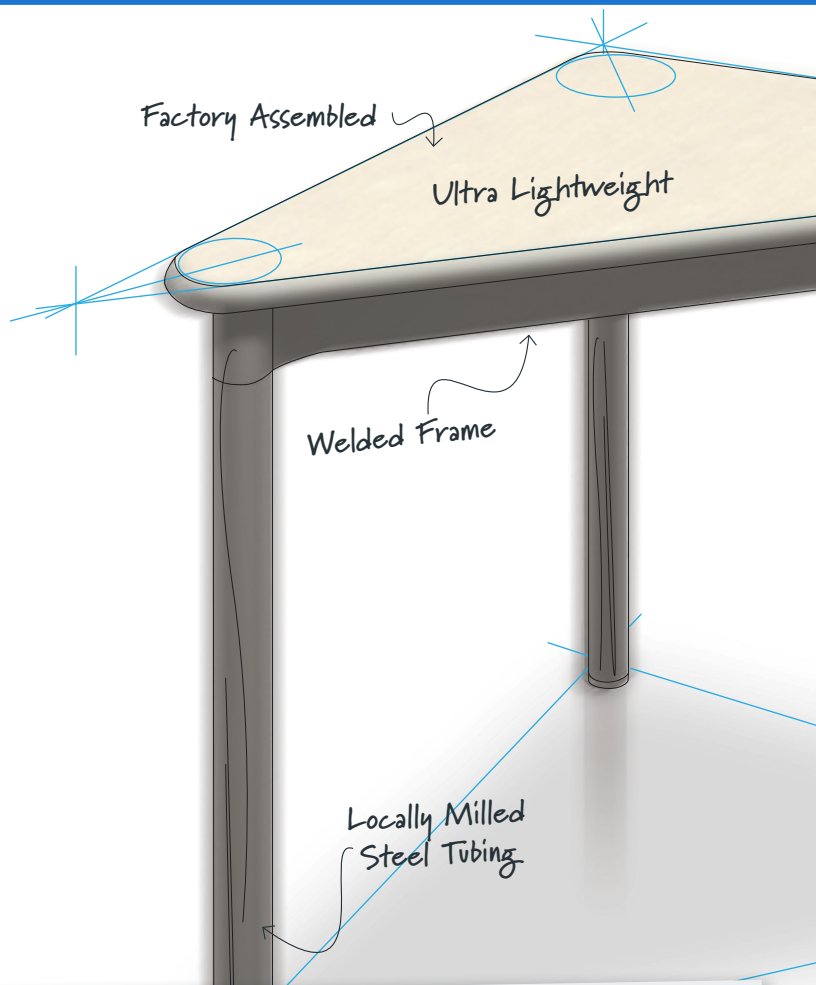
Fin & Gemstone Student Desks



Fin Student Desk

Our Fin Student Desk is adaptable and built to move - ultralight and super strong. Multiple configurations are possible with this design, from tablet test taking to collaborative 4 pods and 6 pods. Strength and weight reduction are derived from our welded frame "V" apron.

- Welded frame chassis
- Ultralight and super strong
- Factory assembled



Options & Accessories

- **(A)** Adjustable Height Legs (22"-30") - **\$78 List**
- **(A)** Adjustable Standing Height Legs (29"-37") - **\$124 List**
- **(B)** Book Box (Heavy gauge steel) - **\$84 List**
- **(C)** Casters (Locking, dual wheel 2-1/2") - **\$60 List**
- **(H)** Backpack Hook - **\$24 List**
- **(WO)** Wheelbarrow Mobile (In-line skate wheels) - **\$97 List**

Fin Student Desk


Model #	W	D	H	Front (Hypotenuse)	List Price
AF-403030	30"	30"	29"	40"	\$401



Gemstone & Mini Gemstone Student Desks

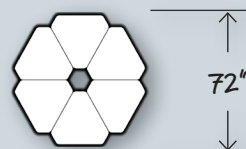
The shape of these desks fosters a multitude of collaborative configurations. Super strong and ultralight, these welded frame desks are built to move often and easily.

- Welded frame chassis
- Factory assembled
- Round legs - soft to the touch



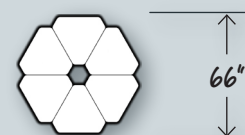
Gemstone Student Desk

Model #	W	D	H	List Price
AG-3430-6	34"	30"	29"	\$444

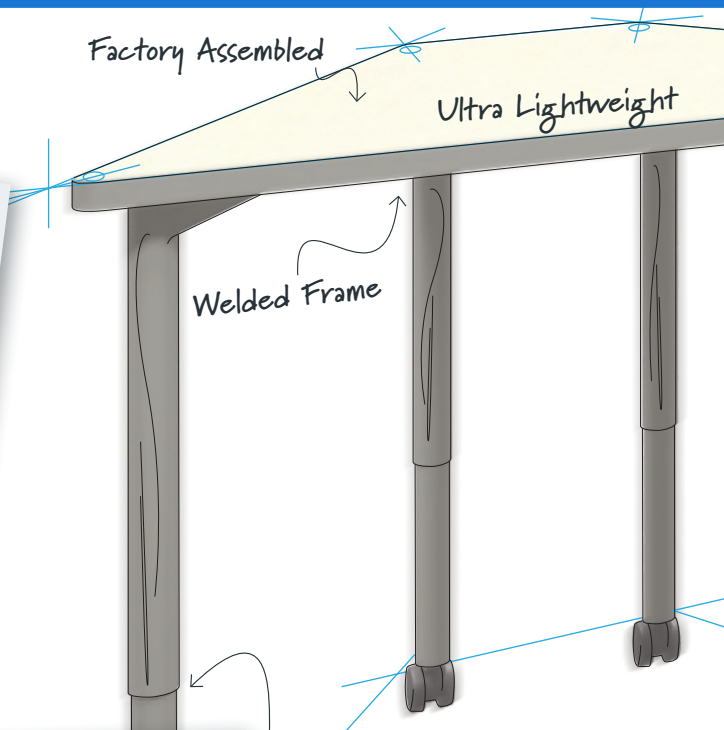


Mini-Gemstone Student Desk

Model #	W	D	H	List Price
AG-3027-6	30"	27"	29"	\$385



Trapezoid & Stacking Student Desks








Trapezoid Student Desks

The trapezoid shape of these desks fosters a multitude of collaborative configurations. Super strong and ultralight, these welded frame desks are built to move often and easily.

- Welded frame chassis
- Factory assembled
- Round legs - soft to the touch



A-Leg Trapezoid Student Desks

Model #	W	D	H	List Price	20"D	24"D
AT-3520-6	35"	20"	29"	\$409		
AT-3524-6	35"	24"	29"	\$443		
					62"	62"
Model #	W	D	H	List Price	20"D	24"D
AT-3820-6	38"	20"	29"	\$409		
AT-3824-6	38"	24"	29"	\$443		
					68"	68"
Model #	W	D	H	List Price		24"D
AT-3024-8	30"	24"	29"	\$391		
						84"



Stacking Student Desks

The most versatile desks in our SchoolHouse™ series, they are light, durable and stackable to a recommended height of no more than five desks.

- Welded frame chassis
- Super strong and light
- Factory assembled



Stacking Student Desks

Model #	W	D	H	List Price
AVS-2820	28"	20"	29"	\$486

Options & Accessories

- **(A)** Adjustable Height Legs (22"-30") - **\$78 List**
- **(A)** Adjustable Standing Height Legs (29"-37") - **\$124 List**
- **(C)** Casters (Locking, dual wheel 2-1/2") - **\$60 List**
- **(H)** Backpack Hook - **\$24 List**
- **(WO)** Wheelbarrow Mobile (In-line skate wheels) - **\$97 List**
(Stacking Desk Only)

Standard Student Desks



Standard Student Desks

Welded frame chassis features unobstructed four-sided access.

- Welded frame chassis
- Ultralight and super strong
- Four-sided access
- Single Student Desk (27"W) come standard with belly curve



*Single Student Desks
come standard with
belly curve*



Options & Accessories

- **(A)** Adjustable Height Legs (22"-30") - **\$78 List**
- **(A)** Adjustable Standing Height Legs (29"-37") - **\$124 List**
- **(B)** Book Box (Heavy gauge steel) - **\$84 List**
- **(C)** Casters (Locking, dual wheel 2-1/2") - **\$60 List**
- **(H)** Backpack Hook - **\$24 List**
- **(TT)** Tote Tray - **\$104 List**
- **(WO)** Wheelbarrow Mobile (In-line skate wheels) - **\$97 List**

Standard Student Desks

	Model #	W	H	List Price
20" DEEP	A-2720	27"	29"	\$409
	A-5420	54"	29"	\$649
24" DEEP	A-2724	27"	29"	\$429
	A-5424	54"	29"	\$668



Markerboard Back



Laminate Top



Seat Cushion



Markerboard Back

Tote Tray Carts

Providing mobility, flexibility, and multi-functionality, these carts have it all... 3" deep removable tote trays, laminate worksurfaces, and markerboard backs.

- Welded frame construction
- Markerboard back
- Laminate top
- 3" high (shown) or optional 6" high indestructible, clear, ABS plastic tote trays with front/back label holder
- Bench seat standard on model TTC-8-BENCH
- Locking casters

Mobile Markerboard

The Mobile Markerboard is an extremely versatile addition to any learning environment. From presentations to room division, it serves as an integral component of the 21st-century classroom.

- Dual-sided porcelain magnetic markerboard
- Locking casters



Tote Tray Carts

Model #	W	D	H	List Price
TTC-12	23"	22"	50"	\$2,822
TTC-24	44"	22"	50"	\$4,296
TTC-36	65"	22"	50"	\$5,773
TTC-8-BENCH	42"	22"	24"	\$2,965

Mobile Markerboard

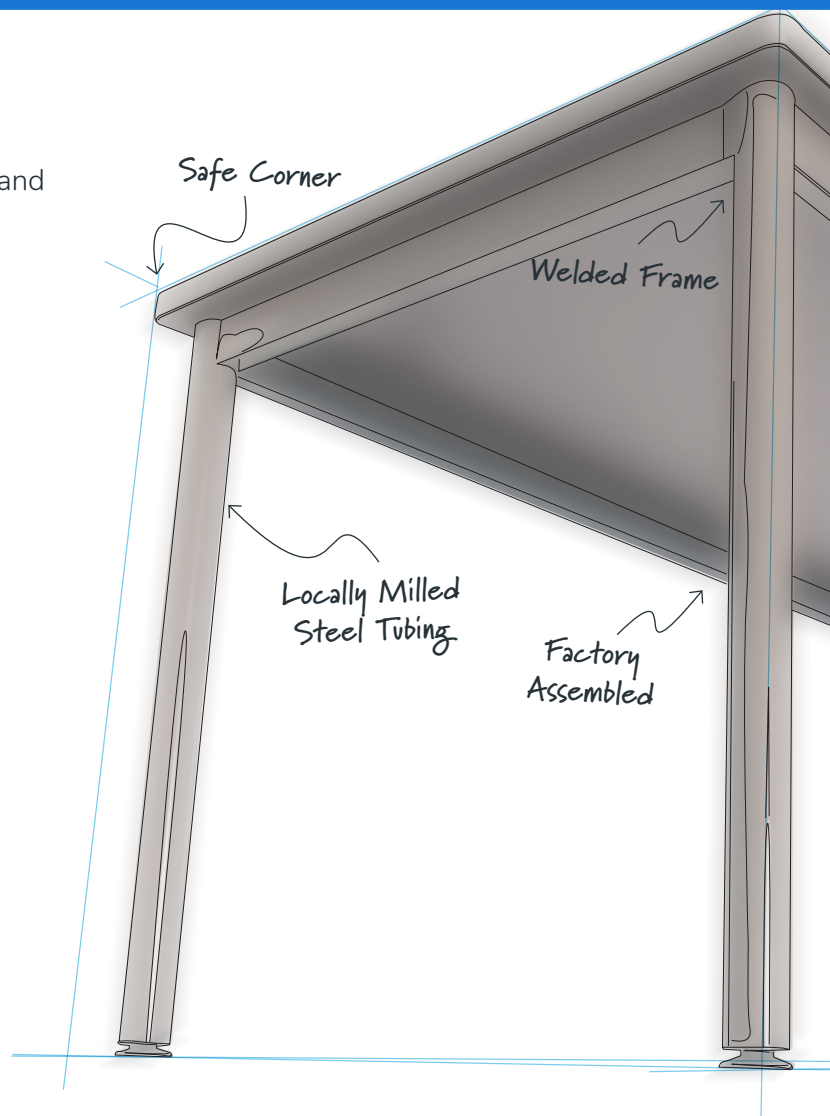
Model #	W	D	H	List Price
MWB-6036	36"	18"	60"	\$1,474

Activity Tables

Activity Tables

Activity Tables are a favorite and feature unique top shape options and welded steel frames. Engineered and manufactured to be moved and used for decades.

- Welded frame chassis
- Unique collaborative shapes
- 2" Dia. Round legs – soft to the touch



Rectangular Activity Tables

	Model #	W	H	List Price
24" DEEP	AV-3024	30"	29"	\$569
	AV-3624	36"	29"	\$679
	AV-4824	48"	29"	\$716
	AV-6024	60"	29"	\$822
	AV-7224	72"	29"	\$959
	AV-8424	84"	29"	\$1,082

	Model #	W	H	List Price
30" DEEP	AV-3630	36"	29"	\$716
	AV-4830	48"	29"	\$871
	AV-6030	60"	29"	\$984
	AV-7230	72"	29"	\$1,182
	AV-8430	84"	29"	\$1,490

	Model #	W	H	List Price
36" DEEP	AV-4836	48"	29"	\$1,032
	AV-6036	60"	29"	\$1,100
	AV-7236	72"	29"	\$1,343
	AV-8436	84"	29"	\$1,614

Square Activity Tables

	Model #	W	H	List Price
	AV-3030	30"	29"	\$618
	AV-3636	36"	29"	\$865
	AV-4242	42"	29"	\$1,136
	AV-4848	48"	29"	\$1,233



Round & Half-Round Activity Tables

Round and Half-Round Activity Tables feature a 360° welded frame chassis for complete worksurface support. Engineered and manufactured to be moved and used for decades.

- Welded frame chassis
- Super strong
- 2" Dia. Round legs – soft to the touch
- Factory assembled

Round Activity Tables

Model #	Dia.	H	List Price
AV-36	36"	29"	\$826
AV-42	42"	29"	\$970
AV-48	48"	29"	\$1,116


Half-Round Activity Tables

Model #	W	D	H	List Price
AV-4020-HR	40"	20"	29"	\$716
AV-4824-HR	48"	24"	29"	\$756
AV-6030-HR	60"	30"	29"	\$1,056
AV-7236-HR	72"	36"	29"	\$1,500

Options & Accessories

- **(A)** Adjustable Height Legs (22"-30") - **\$96 List**
- **(A)** Adjustable Standing Height Legs (29"-37") - **\$206 List**
- **(C)** Casters (Locking, dual wheel 3-1/2") - **\$60 List**
- **(H)** Backpack Hook - **\$24 List**
- **(R)** Independent Cable Trough (3-1/2"D x 5"H) - **\$104 List**

Activity & Training Room Tables



Jigsaw, Mushroom, Clover, Peanut & Kidney Activity Tables

These Activity Tables feature a 360° welded frame chassis for complete worksurface support. Engineered and manufactured to be moved and used for decades.

- Welded frame chassis
- Super strong
- 2" Dia. Round legs – soft to the touch
- Factory assembled



Jigsaw Activity Table

Model #	W	D	H	List Price
AVJ-6545	65"	45"	29"	\$1,463

Mushroom Activity Tables

Model #	W/D	H	List Price
AV-36M	36"	29"	\$974
AV-48M	48"	29"	\$1,113

Clover Activity Table


Model #	W	D	H	List Price
AVV-48	48"	48"	29"	\$1,194

Kidney Activity Tables

Model #	W	D	H	List Price
AVK-7236	72"	36"	29"	\$1,486
AVK-7248	72"	48"	29"	\$1,515

Peanut Activity Table

Model #	W	D	H	List Price
AVP-7236	72"	36"	29"	\$1,327



Horseshoe, Bullet & Flower Activity Tables

These Activity Tables feature a 360° welded frame chassis for complete worksurface support. Engineered and manufactured to be moved and used for decades.

Horseshoe Activity Table

Model #	W	D	H	List Price
AVC-6036	60"	36"	29"	\$1,607
AVC-7248	72"	48"	29"	\$1,865

Bullet Activity Table

Model #	W	D	H	List Price
AVBU-7230	72"	30"	29"	\$1,128
AVBU-7236	72"	36"	29"	\$1,279
AVBU-7248	72"	48"	29"	\$1,429

Flower Activity Table

Model #	W	D	H	List Price
AVFL-60	60"	60"	29"	\$2,062

Options & Accessories


- **(A)** Adjustable Height Legs (22"-30") - **\$96 List**
- **(A)** Adjustable Standing Height Legs (29"-37") - **\$206 List**
- **(C)** Casters (Locking, dual wheel 3-1/2") - **\$60 List**
- **(H)** Backpack Hook - **\$24 List**
- **(R)** Independent Cable Trough (3-1/2"D x 5"H) - **\$104 List**

Activity Tables

Wave, Crescent & Flag Activity Table

Activity Tables features a 360° welded frame chassis for complete worksurface support. Engineered and manufactured to be moved and used for decades.

- Welded frame chassis
- Super strong
- 2" Dia. Round legs – soft to the touch
- Factory assembled



Wave Activity Table

Model #	W	D	H	List Price
AVW-4824	48"	24"	29"	\$908

Crescent Activity Table

Model #	W	D	H	List Price
AVC-7630	76"	30"	29"	\$1,474

Flag Activity Table

	Model #	W	H	List Price		Model #	W	H	List Price
24" DEEP	AVF-5424	54"	29"	\$783	30" DEEP	AVF-5430	54"	29"	\$937
	AVF-6024	60"	29"	\$914		AVF-6030	60"	29"	\$1,128
	AVF-7224	72"	29"	\$1,031		AVF-7230	72"	29"	\$1,419

	Model #	W	H	List Price
36" DEEP	AVF-5436	54"	29"	\$1,047
	AVF-6036	60"	29"	\$1,279
	AVF-7236	72"	29"	\$1,536



Wedge Activity Tables

These Activity Tables feature a 360° welded frame chassis for complete worksurface support. Engineered and manufactured to be moved and used for decades.

- Welded frame chassis
- Super strong
- 2" Dia. Round legs – soft to the touch
- Factory assembled

Wedge Activity Table

Model #	W	D	H	List Price
AT-4030-3	40"	30"	29"	\$936
AT-5035-3	50"	35"	29"	\$1,204

Options & Accessories

- **(A)** Adjustable Height Legs (22"-30") - **\$96 List**
- **(A)** Adjustable Standing Height Legs (29"-37") - **\$206 List**
- **(C)** Casters (Locking, dual wheel 3-1/2") - **\$60 List**
- **(H)** Backpack Hook - **\$24 List**
- **(R)** Independent Cable Trough (3-1/2"D x 5"H) - **\$104 List**

APEX Tables



Apex Tables

Our Apex Table features 360 degree access and heavy duty welded frame chassis for complete worksurface support. Engineered and manufactured to be moved and used for decades. Comes standard with heavy duty locking casters.

- Heavy-Duty welded frame chassis
- Locking 4" Casters

Newly Added Finishes



Persian Blue



Orange



Green Apple



Mint



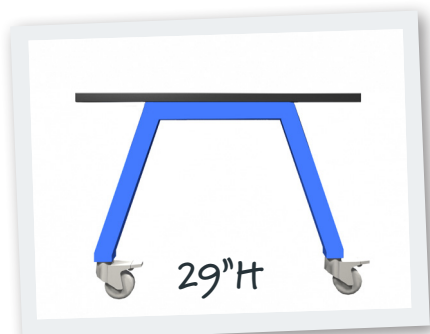
Rosy Red



Cerulean



Mellow Yellow



Model #	W	D	High Pressure Laminate add "HPL" to Suffix	Solid Phenolic add "P" to Suffix	Butcher Block add "BB" to Suffix
			List Price	List Price	List Price
PX-6030C-29	60"	30"	\$1,378	\$2,195	\$2,426
PX-6036C-29	60"	36"	\$1,589	\$2,542	\$2,773
PX-7230C-29	72"	30"	\$1,531	\$2,426	\$2,657
PX-7236C-29	72"	36"	\$1,763	\$2,773	\$3,004

**NEW
PRODUCT**



High Pressure Laminate

Solid Phenolic

Butcher Block



High Pressure Laminate
add "HPL" to Suffix

Solid Phenolic
add "P" to Suffix

Butcher Block
add "BB" to Suffix

Model #	W	D	List Price	List Price	List Price
PX-6030C-36	60"	30"	\$1,444	\$2,282	\$2,514
PX-6036C-36	60"	36"	\$1,675	\$2,629	\$2,860
PX-7230C-36	72"	30"	\$1,618	\$2,514	\$2,745
PX-7236C-36	72"	36"	\$1,849	\$2,860	\$3,091

Science, Technology, Engineering, Art & Math (S.T.E.A.M.)



Heavy-Duty Butcher Block Tables

Butcher Block Tables feature a 360° access, heavy duty welded frame chassis for complete worksurface support. Engineered and manufactured to be moved and used for decades. You will receive these tables with a natural maple finish and mineral oil rub for longevity and beauty.

- Heavy-Duty welded frame chassis
- Solid maple butcher block from Wisconsin

Heavy-Duty Science Lab Tables

Science Tables feature the above frames with Trespa® TopLabPLUS® Tops. They are resistant to a large number of aggressive chemicals identified by SEFA (Scientific Equipment and Furniture Association) if cleaned within 24 hours.

- Heavy-Duty welded frame chassis
- Heat and chemical resistant

Options & Accessories

- **(A)** Adjustable Height Legs (24"-32") - **\$161 List**
- **(A)** Adjustable Sit-Stand (30"-38") - **\$219 List**
- **(C)** Casters (Locking, Heavy duty 4") - **\$196 List**
- **(H)** Backpack Hook - **\$24 List**

Heavy-Duty Butcher Block Tables

Solid Maple - 1 3/4"

	Model #	W	H	List Price
24" DEEP	AS-4824BB	48"	30"	\$2,250
	AS-5424BB	54"	30"	\$2,334
	AS-6024BB	60"	30"	\$2,357
	AS-7224BB	72"	30"	\$2,652
30" DEEP	AS-4830BB	48"	30"	\$2,518
	AS-5430BB	54"	30"	\$2,635
	AS-6030BB	60"	30"	\$2,665
	AS-7230BB	72"	30"	\$2,959
36" DEEP	AS-6036BB	60"	30"	\$2,974
	AS-7236BB	72"	30"	\$3,267

Heavy-Duty Science Lab Tables

Trespa TopLabPLUS Top - 1"

	Model #	W	H	List Price
24" DEEP	AS-4824TR	48"	30"	\$1,849
	AS-5424TR	54"	30"	\$2,045
	AS-6024TR	60"	30"	\$2,080
	AS-7224TR	72"	30"	\$2,311
30" DEEP	AS-4830TR	48"	30"	\$2,195
	AS-5430TR	54"	30"	\$2,381
	AS-6030TR	60"	30"	\$2,426
	AS-7230TR	72"	30"	\$2,657
36" DEEP	AS-6036TR	60"	30"	\$2,773
	AS-7236TR	72"	30"	\$3,004



Butcher Block Tables

Butcher Block Tables feature a 360° access, welded frame chassis for complete worksurface support. Engineered and manufactured to be moved and used for decades. You will receive these tables with a natural maple finish and mineral oil rub for longevity and beauty.

- Welded frame chassis
- Solid maple butcher block from Wisconsin

Science Lab Tables

Science Tables feature the above frames with chemical resistant solid phenolic tops. They are resistant to a large number of aggressive chemicals identified by SEFA (Scientific Equipment and Furniture Association) if cleaned within 24 hours.

- Welded frame chassis
- Heat and chemical resistant

Butcher Block Tables

Solid Maple - 1 1/2"

	Model #	W	H	List Price
24" DEEP	AV-4824BB	48"	29"	\$1,733
	AV-5424BB	54"	29"	\$1,849
	AV-6024BB	60"	29"	\$1,906
	AV-7224BB	72"	29"	\$2,137
30" DEEP	AV-4830BB	48"	29"	\$1,994
	AV-5430BB	54"	29"	\$2,137
	AV-6030BB	60"	29"	\$2,195
	AV-7230BB	72"	29"	\$2,456

Science Lab Tables

Chemical Resistant Solid Phenolic Top - 3/4"

	Model #	W	H	List Price
24" DEEP	AV-4824ST	48"	29"	\$1,444
	AV-5424ST	54"	29"	\$1,560
	AV-6024ST	60"	29"	\$1,618
	AV-7224ST	72"	29"	\$1,849
30" DEEP	AV-4830ST	48"	29"	\$1,705
	AV-5430ST	54"	29"	\$1,849
	AV-6030ST	60"	29"	\$1,906
	AV-7230ST	72"	29"	\$2,167

Options & Accessories

- **(A)** Adjustable Height Legs (22"-30") - **\$96 List**
- **(A)** Adjustable Sit-Stand (29"-37") - **\$206 List**
- **(C)** Casters (Locking) - **\$60 List**
- **(H)** Backpack Hook - **\$24 List**

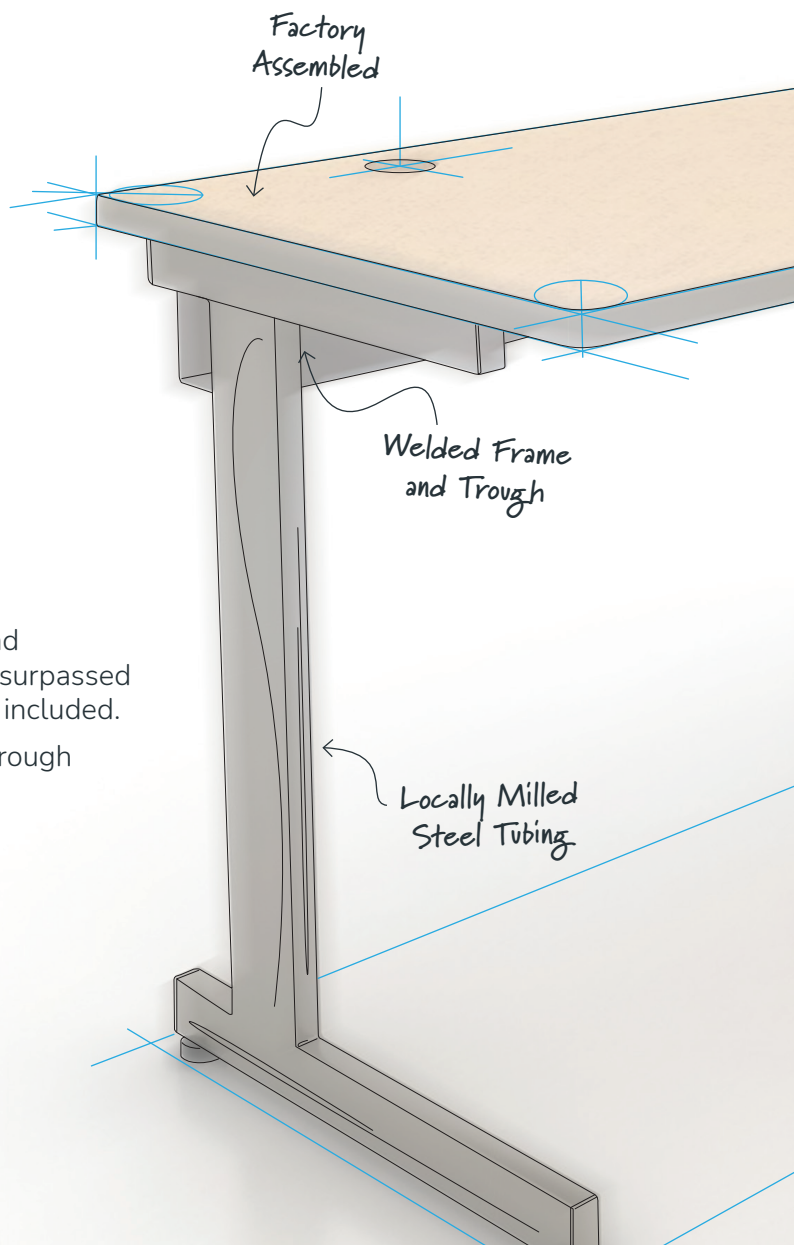
Computer Lab Tables



Computer Tables

Standard Computer Tables feature a cable trough and worksurface grommets. Each frame is welded for unsurpassed strength. Tables are factory assembled, Grommet(s) included.

- Welded frame chassis with high capacity cable trough
- Factory assembled
- Standard 4"H integrated cable trough



L-Leg Computer Tables

Model # W D H List Price

L-3624C	36"	24"	29"	\$750
L-4824C	48"	24"	29"	\$880
L-6024C	60"	24"	29"	\$984
L-7224C	72"	24"	29"	\$1,151

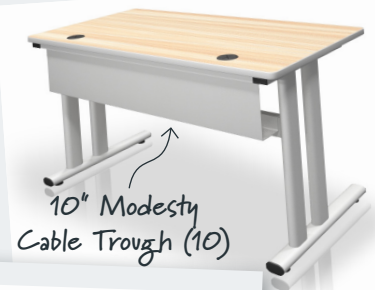
L-3630C	36"	30"	29"	\$865
L-4830C	48"	30"	29"	\$1,014
L-6030C	60"	30"	29"	\$1,151
L-7230C	72"	30"	29"	\$1,325



J-Leg Computer Tables

J-Leg Computer Tables feature a cable trough and worksurface grommets. Each frame is welded for unsurpassed strength. Tables are factory assembled, Grommet(s) included.

- Welded frame chassis with high capacity cable modesty trough
- Factory assembled
- Standard 4"H integrated cable trough



J-Leg Computer Tables

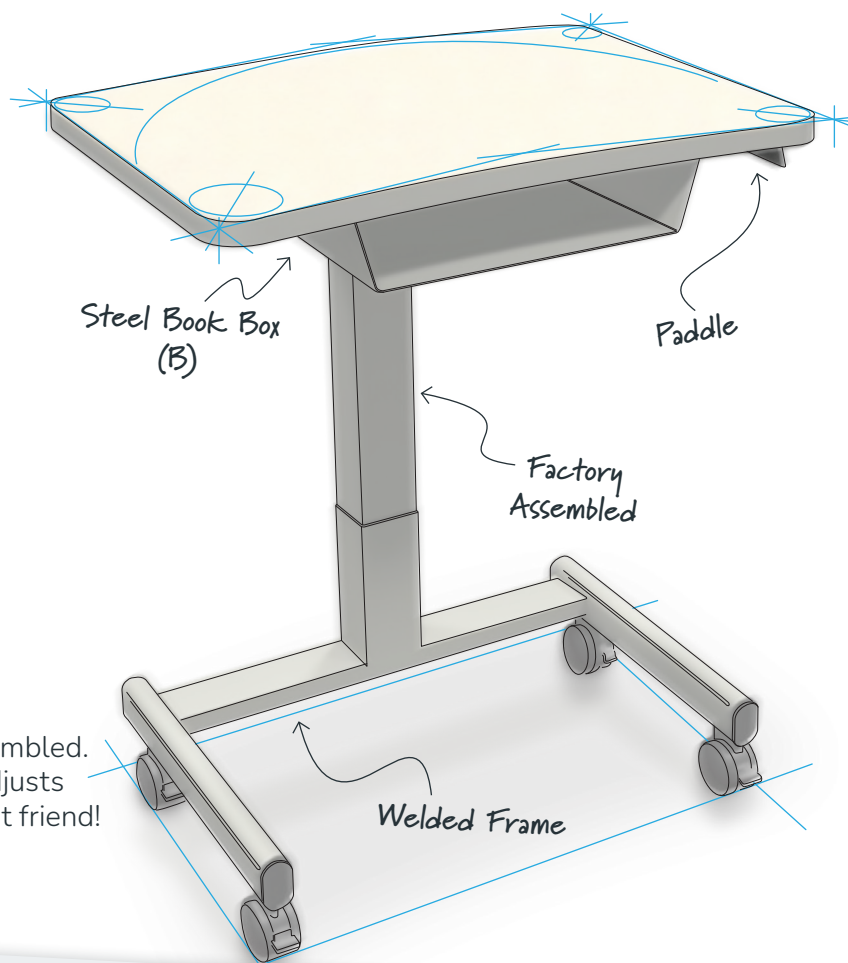
Model #	W	D	H	List Price
J-3624C	36"	24"	29"	\$908
J-4824C	48"	24"	29"	\$1,063
J-6024C	60"	24"	29"	\$1,227
J-7224C	72"	24"	29"	\$1,394

J-3630C	36"	30"	29"	\$1,051
J-4830C	48"	30"	29"	\$1,230
J-6030C	60"	30"	29"	\$1,400
J-7230C	72"	30"	29"	\$1,600

Options & Accessories

- **(10)** 10" Modesty Trough - **\$109 List**
- **(A)** Adjustable Height Legs (24"-32") - **\$196 List**
- **(A)** Adjustable Standing Height Legs (29"-37") - **\$206 List**
- **(G)** Grommet - **\$27 List**

G-Lift & E-Lift Lecterns & Desks



G-Lift Lecterns & Desks

The G-Lift Lecterns and Desks are factory assembled. At the touch of a button, the gas lift cylinder adjusts from seated to standing height. A teacher's best friend! They also make great student desks.

- Adjustable height range 28-1/2" - 40-1/2"
- Locking casters
- Factory assembled
- Optional Steel Book Box (shown above)



G-Lift Lecterns & Student Desks

Model #	W	D	H	List Price
GL-2720	27"	20"	28-1/2" - 40-1/2"	\$1,502
GL-3020	30"	20"	28-1/2" - 40-1/2"	\$1,525
GL-3520	35"	20"	28-1/2" - 40-1/2"	\$1,637
GL-2724	27"	24"	28-1/2" - 40-1/2"	\$1,537
GL-3024	30"	24"	28-1/2" - 40-1/2"	\$1,560
GL-3524	35"	24"	28-1/2" - 40-1/2"	\$1,675

Available in these finishes ONLY:

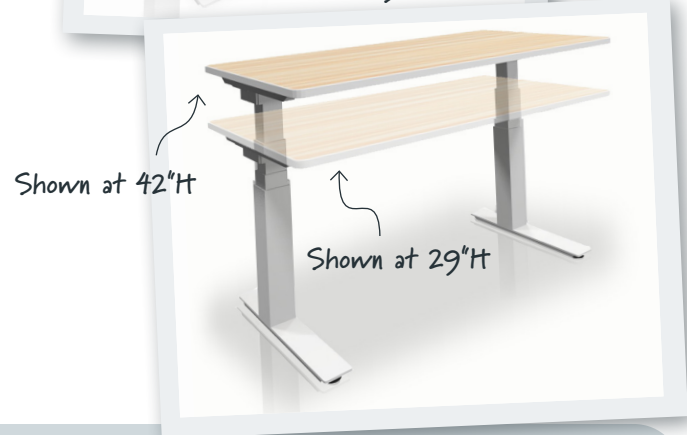
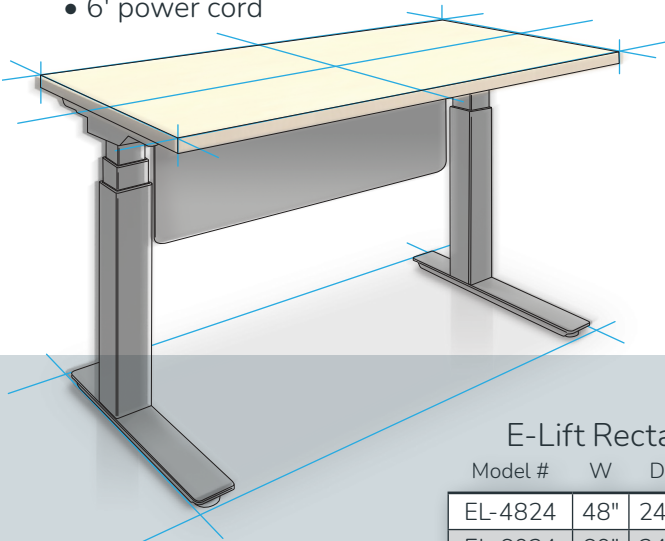
- 421 Matte Black
- 472 Slate
- 471 Light Grey



E-Lift Desks

E-Lift Desks adjust from seated to standing height at the touch of a button. With an adjustable speed rate of 1.5 inches per second, it hums along at a rate that promotes height changes.

- Adjustable height 24"-50"
- Simple two button control
- 6' power cord



Available in these finishes ONLY:

- 421 Matte Black
- 461 Dark Tone
- 472 Slate
- 471 Light Grey

E-Lift Rectangular Desks

Model #	W	D	H	List Price
EL-4824	48"	24"	24" - 50"	\$2,276
EL-6024	60"	24"	24" - 50"	\$2,366
EL-7224	72"	24"	24" - 50"	\$2,492
EL-4830	48"	30"	24" - 50"	\$2,367
EL-6030	60"	30"	24" - 50"	\$2,457
EL-7230	72"	30"	24" - 50"	\$2,578

Options & Accessories

E-Lift

- **(G)** Grommet - **\$27 List**
- **(PD)** Pencil Drawer - **\$185 List**
- **(MS)** Modesty Shield (20"H)- **\$254 List**
w/ integrated cable management

G-Lift

- **(B)** Steel Book Box- **\$84 List**

Modular Mobile Teacher's Stations



Mobile Teacher's Desks

Mobile Teacher's Desks are factory assembled. They come standard with round tube legs and a high capacity 10" modesty trough. Comes standard with 2 grommets.

- Welded frame chassis
- High capacity 10" modesty trough
- Locking casters
- Factory assembled



Round Quick-Adjust Presentation Cart

Use as a lectern, desk return, work station... and more. Adjusts from seated to standing height at the touch of a button. The ultimate teacher's aid.

- Pneumatic height adjustable base 29"-41"
- Locking casters



Use alongside any
Mobile Teacher's Desk

Square and Eclipse Quick-Adjust Presentation Cart

Use as a lectern, desk return, work station... and more. Adjusts from seated to standing height at the touch of a button. The ultimate teacher's aid.

- Pneumatic height adjustable base 29"-41"
- Optional cable trough
- Locking casters



Options & Accessories

- (G) Grommet - **\$27 List**
- (PD) Pencil Drawer - **\$185 List**
- (SD) Laptop Security Drawer - **\$331 List**
- (DD) Box Drawer Divider - **\$8 List**
- (PT) Box Drawer Pencil Tray - **\$29 List**
- (RS) Box Drawer Reference Shelf - **\$70 List**
- (R) Independent Cable Trough - **\$104 List**

Mobile Teacher's Desks

Model #	W	D	H	List Price
MTD-6030	60"	30"	29"	\$1,300
MTD-6630	66"	30"	29"	\$1,472
MTD-7230	72"	30"	29"	\$1,534

Quick-Adjust Presentation Carts

Round

Model #	W	D	H	List Price
QAMPC-CT36	36"	32"	29"-41"	\$1,729

Square

Model #	W	D	H	List Price
QAMPC-3030	30"	30"	29"-41"	\$1,729

Eclipse

Model #	W	D	H*	List Price
QA-36E	36"	36"	29"-41"	\$1,729



Mobile Pedestals, Mobile Pedestal Podiums & Mobile Pedestal with Seat Cushion

Mobile storage with full length and full suspension drawers... built to last a lifetime.

- Box/box/file pedestal with lock
- Convenience/file pedestal with lock (CHED)
- Upholstered seat cushion (CHED)
- Locking casters
- Factory assembled
- 18"W phenolic resin platform - charcoal only (Podium)
- Optional finished top (BT) in lieu of phenolic resin platform



Mobile Pedestal Podiums

Model #	W	D	H	List Price
MPP-2818C-BT	18"	28-1/2"	38"	\$1,591
MPP-2818C	18"	28-1/2"	42"	\$1,744

Mobile Pedestals

Model #	W	D	H	List Price
24BM	15"	23-1/2"	27-5/8"	\$849
24FM	15"	23-1/2"	27-5/8"	\$849

"CHED" Mobile Pedestal with Seat Cushion

Model #	W	D	H	List Price
CHED	15"	23-1/2"	21"	\$867

Teacher's Desks

Standing Height Peninsula Desks

These innovative desks offer plenty of filing and storage space as well as a generous workspace area. Desks are factory assembled. They come standard with a modesty panel, two steel shelves, and cable management grommets. A grommet is included in the top, one on each shelf and in the pedestal for optimal cable management.

- Convenience/box/file/file drawer pedestal with lock
- Full extension drawers
- Factory assembled

Important Note!
All Single Pedestal Teacher's Desks will be produced with the PEDESTAL on the RIGHT-HAND side unless otherwise specified.



Mobile Bi-Level Teacher's Desks

The Mobile Bi-Level Teacher's Desks have podium space to fit a laptop and side-by-side letter size papers. They allow for conferencing up to four people, and have a locking pedestal with four drawers.

- Locking casters included
- Convenience/box/file/file drawer pedestal with full extension, locking drawers
- 18"W phenolic resin platform - charcoal only
- Factory assembled
- Optional finished top (BT) in lieu of phenolic resin platform
- New design allows for multiple configurations: right-hand desk, left-hand desk, and separation of pedestal podium on the fly.



Options & Accessories

- **(C)** Casters (Locking, dual wheel 3-1/2") - **\$171 List**
- **(G)** Grommet - **\$27 List**
- **(PD)** Pencil Drawer - **\$185 List**
- **(SD)** Laptop Security Drawer - **\$331 List**
- **(DD)** Box Drawer Divider - **\$8 List**
- **(PT)** Box Drawer Pencil Tray - **\$29 List**
- **(RS)** Box Drawer Reference Shelf - **\$70 List**

Standing Height Peninsula Desks*

Model #	W	D	H	List Price
DSH-5424-SP	54"	24"	38"	\$2,964
DSH-6024-SP	60"	24"	38"	\$2,993
DSH-5430-SP	54"	30"	38"	\$3,669
DSH-6030-SP	60"	30"	38"	\$3,711

Mobile Bi-Level Teacher's Desks

Model #	W	D	H	List Price
DBL-6033C	60"	33"	29/42"	\$3,895
DBL-6033C-BT	60"	33"	29/42"	\$3,705



Single Pedestal Peninsula, Single Pedestal & Double Pedestal Desks

These desks offer storage, an ample workspace, and conference space. They are factory assembled and come standard with a modesty panel.

- Box/box/file pedestal with lock
- Full extension file drawers
- Factory assembled
- End panel in lieu of tube leg - Optional at no charge

Single Pedestal Peninsula Desks



Single Pedestal Desks



Double Pedestal Desks



Mobile Single Pedestal Peninsula Desks



Mobile Single Pedestal Desks



Mobile Double Pedestal Desks



Single Pedestal Peninsula Desks*

Model #	W	D	H	List Price
DP-5424-SP	54"	24"	29"	\$2,045
DP-6024-SP	60"	24"	29"	\$2,087
DP-7224-SP	72"	24"	29"	\$2,209

DP-5430-SP	54"	30"	29"	\$2,265
DP-6030-SP	60"	30"	29"	\$2,309
DP-7230-SP	72"	30"	29"	\$2,430

Single Pedestal Desks*

Model #	W	D	H	List Price
D-4824-SP	48"	24"	29"	\$1,743
D-5424-SP	54"	24"	29"	\$2,045
D-6024-SP	60"	24"	29"	\$2,078

D-4830-SP	48"	30"	29"	\$2,067
D-5430-SP	54"	30"	29"	\$2,151
D-6030-SP	60"	30"	29"	\$2,191

Double Pedestal Desks*

Model #	W	D	H	List Price
D-6024-DP	60"	24"	29"	\$2,618
D-6624-DP	66"	24"	29"	\$2,735

D-6030-DP	60"	30"	29"	\$3,055
D-6630-DP	66"	30"	29"	\$3,171

* To make your teacher's desk mobile add "C" to model number and \$171 List.

Seating & Filing Cabinets



Mesh-Back Ergo Chair

Advanced 2-to-1 synchro-tilt design promotes circulation, reduces fatigue, and optimizes posture.

- Triple density seat foam – memory foam top layer
- Anatomical back and seat support
- Adjustments:
 - Seat – height and depth
 - Back – lumbar and height
 - Arms – height, depth, and width
 - Mechanism – 360° swivel/tilt, tilt tension, and tilt lock



Stackable Chair

Fully upholstered backrest with 1" thick, high-resilience foam front and 1/2" foam back. Sculptured backrest is designed to fully support the back, placing extra support on the lumbar.

- Welded steel frame construction
- Anatomical back and seat support



Vertical Files

McDowell-Craig Vertical Files are world famous for their incredible durability and longevity. They are engineered to be moved fully loaded. Vertical Files come in letter and legal widths.

- Standard with lock
- Welded and brazed on all eight corners
- Industry-best Grade A steel construction
- Steel wheel and ball bearing cradle suspension

Lateral Files

Lateral Files are engineered to be moved fully loaded and come in three widths.

- Standard with lock
- Welded and brazed on all eight corners
- Industry-best Grade A steel construction



Mesh-Back Ergo Chair

Model #	List Price
TC-460M	\$988

Stackable Chair

Model #	List Price
TC-110	\$439

Vertical Files

Letter					
Model #	W	D	H	Drawers	List Price
1201	15"	28-1/2"	29"	2	\$1,007
1301	15"	28-1/2"	40-3/4"	3	\$1,295
1401	15"	28-1/2"	52"	4	\$1,583

Lateral Files

includes counterweight

Model #	W	H	Drawers	List Price
P30-201	30"	27-3/4"	2	\$1,080
P36-201	36"	27-3/4"	2	\$1,143
P42-201	42"	27-3/4"	2	\$1,208

P30-301	30"	40-1/4"	3	\$1,652
P36-301	36"	40-1/4"	3	\$1,716
P42-301	42"	40-1/4"	3	\$1,779

P30-401	30"	52-3/8"	4	\$2,225
P36-401	36"	52-3/8"	4	\$2,288
P42-401	42"	52-3/8"	4	\$2,351

Bookcases



Bookcases

Engineered for strength and safety, these bookcases are available in the following configurations:

- 2, 3 and 4-shelf with adjustable glides
- 2 and 3-shelf mobile
- 2 and 3-shelf mobile with worksurface and handles
- Double-sided mobile with worksurface and handles
- Welded and brazed on all eight corners

Bookcases

Model #	W	D	H	Shelves	List Price
BC-3630	35"	13-5/8"	30"	2	\$643
BC-3643	35"	13-5/8"	43-1/2"	3	\$800
BC-3657	35"	13-5/8"	57"	4	\$1,025

Mobile Bookcases

Model #	W	D	H	Shelves	List Price
MBC-3630	35"	13-5/8"	33"	2	\$887
MBC-3643	35"	13-5/8"	43-1/2"	3	\$1,045

Single-Sided Mobile Bookcases with Worksurface & Handles

Model #	W	D	H	Shelves	List Price
MBC-3630-BTH	35"	13-5/8"	39"	2	\$1,251
MBC-3643-BTH	35"	13-5/8"	49-1/2"	3	\$1,576

Double-Sided Mobile Bookcases with Worksurface & Handles

Model #	W	D	H	Shelves	List Price
DMBC-3630-BTH	35"	28"	39"	2	\$2,405
DMBC-3643-BTH	35"	28"	49-1/2"	3	\$2,730

S.T.E.A.M. Lab Classroom Example



Heavy-Duty Butcher Block Table

Model #	W	D	H	List Price
AS-6030BB	60"	30"	30"	\$2,665



Heavy-Duty Science Lab Table

Model #	W	D	H	List Price
AS-6030TR	60"	30"	30"	\$2,426



Bullet Activity Table

Model #	W	D	H	List Price
AVBU-7236	72"	36"	29"	\$1,279



Heavy-Duty Butcher Block Tables

Butcher Block Tables feature a 360° access, heavy duty welded frame chassis for complete worksurface support. Engineered and manufactured to be moved and used for decades.

- Welded frame chassis
- Wisconsin solid maple butcher block

Heavy-Duty Science Lab Tables

Science Tables feature the above frames with Trespa® TopLabPLUS® Tops. They are resistant to a large number of aggressive chemicals identified by SEFA if cleaned within 24 hours.

- Welded frame chassis
- Heat and chemical resistant

Bullet Activity Tables

The Bullet Activity Table features a 360° welded frame chassis for complete worksurface support. Engineered and manufactured to be moved and used for decades.

- Welded frame chassis
- Lightweight and super strong
- Round legs – soft to the touch
- Factory assembled

Tote Tray Carts

Providing mobility, flexibility, and multi-functionality, these carts have it all... 3" deep removable tote trays, laminate worksurfaces, and markerboard backs.

- Welded frame construction
- Markerboard back
- Laminate top
- 3" high (shown) or optional 6" high indestructible, clear, ABS plastic tote trays with front/back label holder
- Bench seat standard on model TTC-8-BENCH



Mobile Markerboard

The Mobile Markerboard is an extremely versatile addition to any learning environment. From presentations to room division, it serves as an integral component of the 21st-century classroom.

- Dual-sided porcelain magnetic markerboard
- Locking casters

Tote Tray Carts

Model #	W	D	H	List Price
TTC-24	44"	22"	50"	\$4,296
TTC-8-BENCH	42"	22"	24"	\$2,965

Mobile Markerboard

Model #	W	D	H	List Price
MWB-6036	36"	18"	60"	\$1,474

Administrative Office Furniture

**BEST
SELLER**



4 - Back-to-back
3 Drawer Lateral Files
with worksurface

E-Lift L-Shape
Desk
*standing position

Simon Panel
System

TC-460M
Mesh-Back
Task Chair

E-Lift L-Shape Desk
*seated position

Stationary
Return with
Box-Box-File
Pedestal

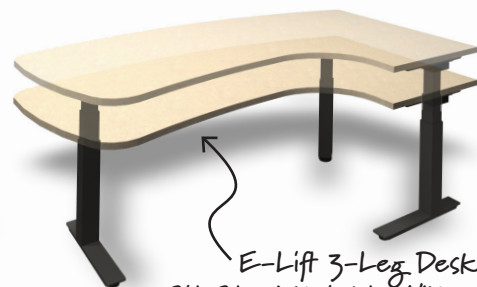


Contact McDowell-Craig and let's design your next office!

simon

SUZU

FREESTANDING
DESK
SYSTEM



E-Lift 3-Leg Desk
Sit-Stand Height 24"H - 50"H

Mesh-Back Ergo Chair

Model # List Price

TC-460M	\$988
---------	-------



Stackable Chair

Model # List Price

TC-110	\$439
--------	-------



Bookcases

Model # W D H Shelves List Price

BC-3643	35"	13-5/8"	43-1/2"	3	\$800
---------	-----	---------	---------	---	-------



Lateral Files
includes counterweight

Model # W H Drawers List Price

P30-201	30"	27-3/4"	2	\$1,080
---------	-----	---------	---	---------

Project Management

We Make Projects Easy!

Our in-house project management team will assist you with all your project needs...


- Consultation
- Space Planning and Interior Design
- Detailed Specifications
- Installation Planning
- Delivery and Installation
- Photo-realistic Renderings



Suzy - Freestanding Desk System



Simon - Frame and Tile Panel System



Finishes - Coatings & Laminates

Coatings



421
Matte
Black



461
Dark
Tone



472
Slate



471
Light
Grey



492
Metallic
Silver



460
Medium
Tone



469
Glacier
Blue



401
Shell
White



430
Dark
Taupe




495
Metallic
Platinum

Laminates


Patterns



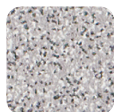
L-30TG*
Satin Stainless
WA 4830K-07



L-48M
Windswept Pewter
WA 4795-60



L-49M
Graphite Nebula
WA 4623-60



L-56M
Grey Nebula
WA 4622-60



L-12TFVT*
Vapor Strandz
WA 4939-38



L-99FVT
Oiled Soapstone
WA 4882-38



L-11FVT*
Cosmic Strandz
WA 4941-38




L-31M
White Tigris
WA 4783-60



L-8M
Burnt Strand
F 6307-58



L-9M
Wheat Strand
F 6212-58



L-24FVT
Buka Bark
WA 7982-38

Wood grains



L-40TG
Versailles Anigre
WA 7923K-07



L-68M
Wild Cherry
WA 7054-60



L-38FVT
Huntington Maple
WA 7929-38



L-14FVT*
Asian Night
WA 7949-38



L-37FVT
Monticello Maple
WA 7925-38



L-57M
Fusion Maple
WA 7909-60



L-33M*
Belair
WA 8234-38



L-17FVT*
White Driftwood
WA 8200K-38



L-23FVT
French Pear
WA 8220-38

Worksurface Laminates Finish Index:

M = Matte (60, 58, SD)

TG = Textured Gloss (07) (upcharge)

FVT = Fine Velvet Texture (38)

HG = High Gloss (01) (upcharge)

*Special Laminate - may incur an upcharge and longer leadtime

Non-Standard Laminate - may incur an upcharge and/or minimum order charge

Finishes - Edges

T-Edge & 3mm Edge Band (Coating finish in parenthesis represent the closest match)

T-Edge recommended for all classroom furniture



E-92 Black
(421 Matte Black or
461 Dark Tone)



E-97 Slate
(472 Slate)



E-89 Platinum
(469 Glacier Blue &
492 Metallic Silver)



E-93 Medium Tone
(460 Medium Tone)



E-90 Inner Tone R
(430 Dark Taupe)



E-88 Smoke
(471 Light Grey,
495 Metallic Platinum &
492 Metallic Silver)

T-Edge



E-11
Mellow
Yellow



E-23
Orange



E-14
Rosy Red



E-13
Navy



E-15
Persian
Blue



E-21
Cerulean



E-22
Mint



E-12
Green
Apple

3mm Wood Grain Edge Band

Recommended for administration area and teacher's desks



BE-40
Versailles Anigre
WA 7923-07



BE-68
Wild Cherry
WA 7054-60



BE-38
Huntington Maple
WA 7929-38



BE-37
Monticello Maple
WA 7925-38



BE-57
Fusion Maple
WA 7909-60



BE-33
Belair
WA 8234-38



BE-17
White Driftwood
WA 8200K-38



mcdowellcraig.com