



**school
house**™

PL 239
Effective December 1st, 2022

CM MCDOWELL-CRAIG

DESKS



TABLES



STORAGE



SchoolHouse

SchoolHouse by McDowell-Craig is a complete offering of domestically manufactured educational furniture that features locally sourced raw materials, welded frame construction, and factory assembled, carton-free shipment. Sustainable manufacturing principles combined with unsurpassed quality and performance features make SchoolHouse a truly smart choice for any learning environment.



Nesting Mobile Flip Tablespage 6-7



Boomerang Student Deskspage 8-9



Blade & Drift Student Desks..... page 10-11



Fin & Gemstone Student Desks.....page 12-13



Trapezoid & Stacking Student Deskspage 14-15



A-Leg Student Desks & Tote Trays page 16-17



Activity & Training Room Tables..... page 18-23



Green Attributespage 4

Quality Featurespage 5



Apex Tables..... page 24-25



S.T.E.A.M. Lab Furniture page 26-27

Computer Tables..... page 27-28

G-Lift & E-Lift Lecterns & Desks page 29-30



Modular Mobile Teacher's Stations & Teacher's Desks..... page 31-35

Seating & Filing Cabinets..... page 36



Bookcases page 37

Example Classroom page 38-39

Project Management.....page 40-41

Standard Finishes.....page 42-43



Administrative Furniture

- Freestanding Desk System See Suzy Brochure and Price List #39
- Panel Systems..... See Simon Brochure and Price List #39
- Trek Seating See Trek Brochure and Price List #39

Green Attributes



Manufactured in the U.S.A.

- Designed, engineered, and manufactured in Santa Fe Springs, California
- Factory assembled
- Blanket wrap shipped - NO cartons



Locally Sourced Raw Materials

- Locally milled steel and tubing
- Locally milled CARB II core board
- Locally manufactured coatings



Sustainable Products

- Engineered and built to last a lifetime
- Welded frame construction throughout
- Highest quality raw and finished materials available



Clean Energy

- Grid power derived from natural gas, wind, and sun
- Inbound and outgoing freight via ultra-clean California compliant rigs



INDOOR ADVANTAGE GOLD
FURNITURE

Indoor Air Quality

- All SchoolHouse furniture is SCS Global Services certified
- Indoor Advantage™ Gold... the highest award



Green Building Contribution

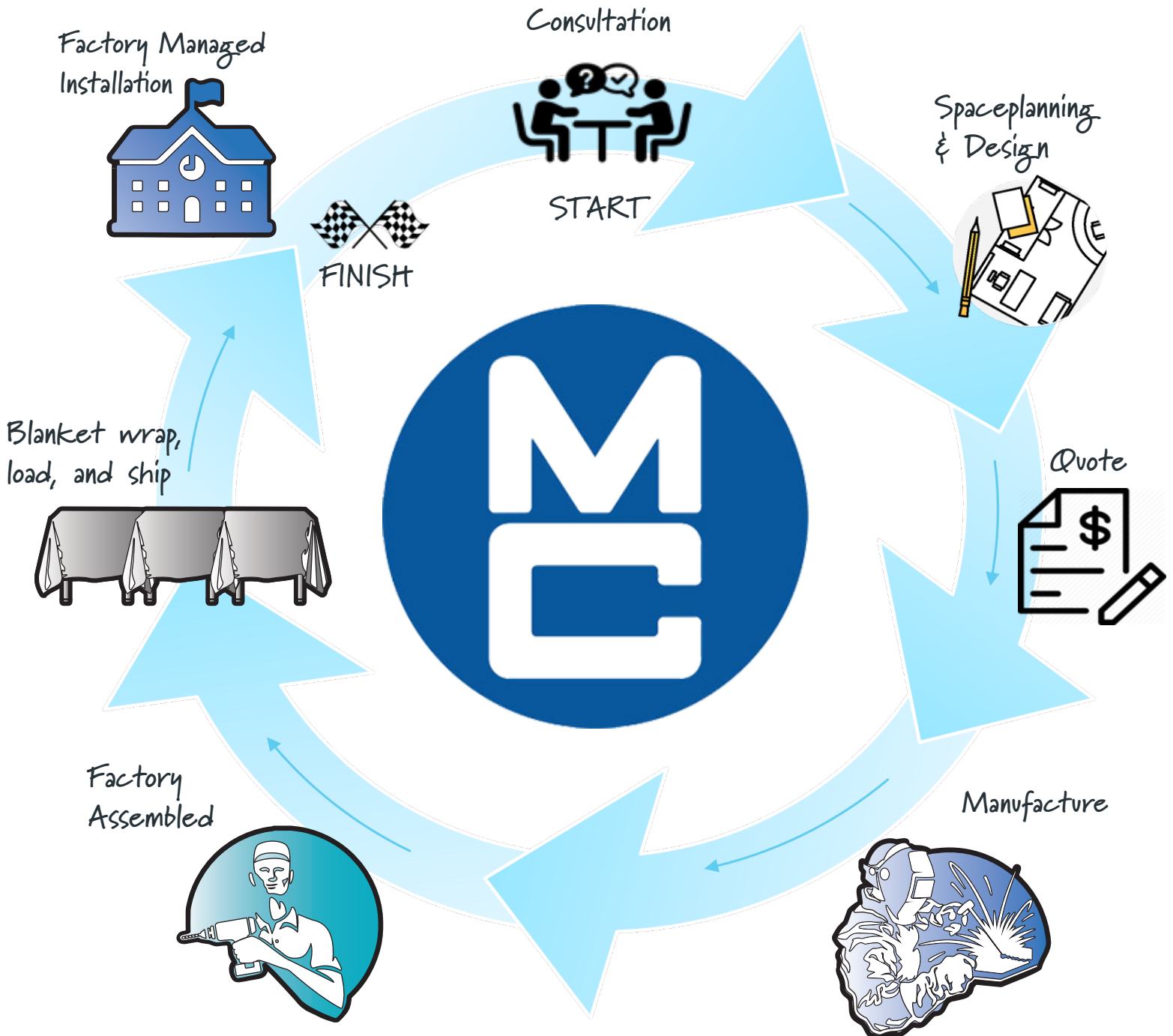
- SchoolHouse contributes up to 11 LEED credits



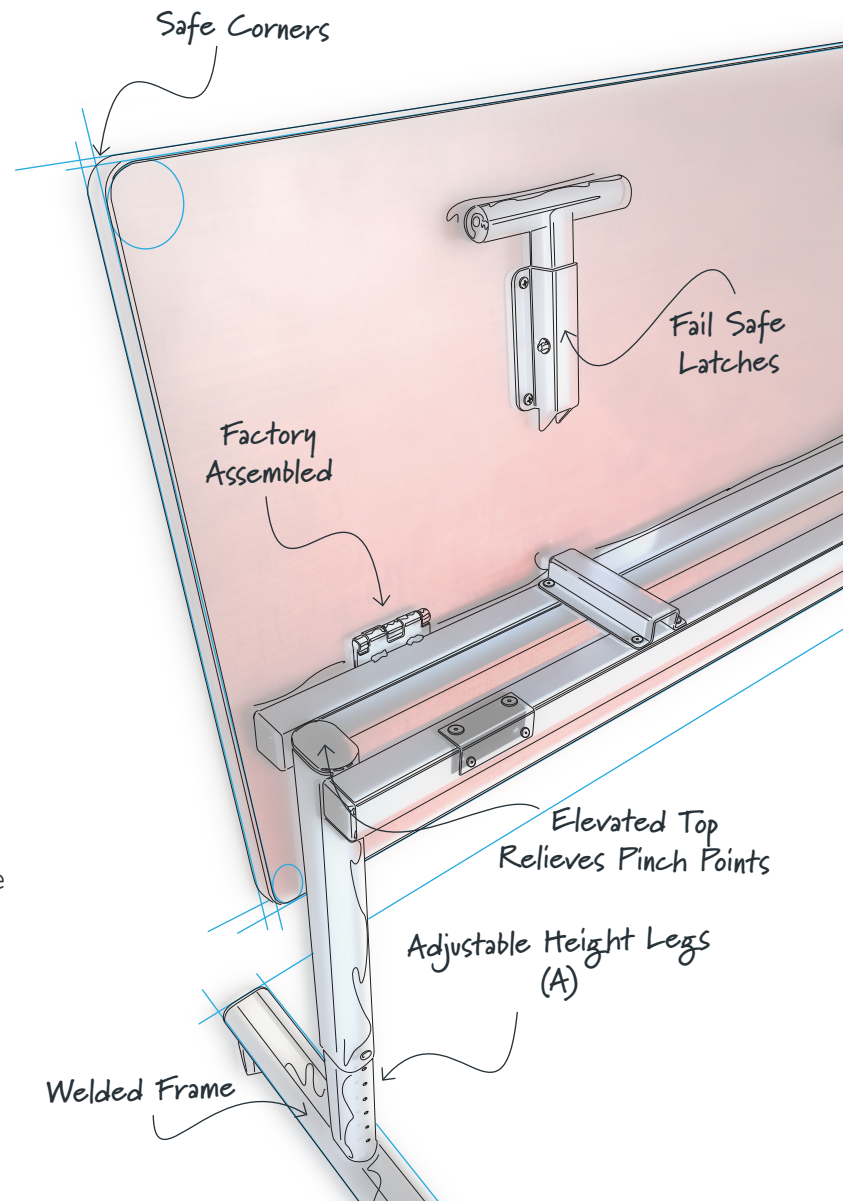
Santa Fe Springs, California
Factory

Quality Begins and Ends In-House

Why we are the best...



Nesting Mobile Flip Tables



Nesting Mobile Flip Tables

The flagship of the SchoolHouse™ series, these tables offer true mobility and space efficiency without compromising quality.

- Welded frame chassis
- Fail safe latches
- No pinch point design
- Optional Vertical Lock

Rectangular

	Model #	W	H	List Price
18" DEEP	NT-2818	28"	29"	\$808
	NT-3618	36"	29"	\$877
	NT-4818	48"	29"	\$947
	NT-5418	54"	29"	\$1,024
	NT-6018	60"	29"	\$1,053
	NT-7218	72"	29"	\$1,248

30" DEEP	NT-3630	36"	29"	\$1,028
	NT-4830	48"	29"	\$1,074
	NT-5430	54"	29"	\$1,185
	NT-6030	60"	29"	\$1,219
	NT-7230	72"	29"	\$1,400

	Model #	W	H	List Price
20" DEEP	NT-2820	28"	29"	\$808
	NT-3620	36"	29"	\$877
	NT-4820	48"	29"	\$947
	NT-5420	54"	29"	\$1,024
	NT-6020	60"	29"	\$1,053
	NT-7220	72"	29"	\$1,248

33" DEEP	NT-4833	48"	29"	\$1,344
	NT-5433	54"	29"	\$1,458
	NT-6033	60"	29"	\$1,491
	NT-7233	72"	29"	\$1,673

	Model #	W	H	List Price
24" DEEP	NT-2824	28"	29"	\$849
	NT-3624	36"	29"	\$919
	NT-4824	48"	29"	\$990
	NT-5424	54"	29"	\$1,065
	NT-6024	60"	29"	\$1,093
	NT-7224	72"	29"	\$1,290



Shown above in a collaborative multi-media configuration

Flag

	Model #	W	H	List Price
24" DEEP	NTF-5424	54"	29"	\$1,236
	NTF-6024	60"	29"	\$1,290
	NTF-7224	72"	29"	\$1,487

	Model #	W	H	List Price
30" DEEP	NTF-5430	54"	29"	\$1,350
	NTF-6030	60"	29"	\$1,399
	NTF-7230	72"	29"	\$1,583

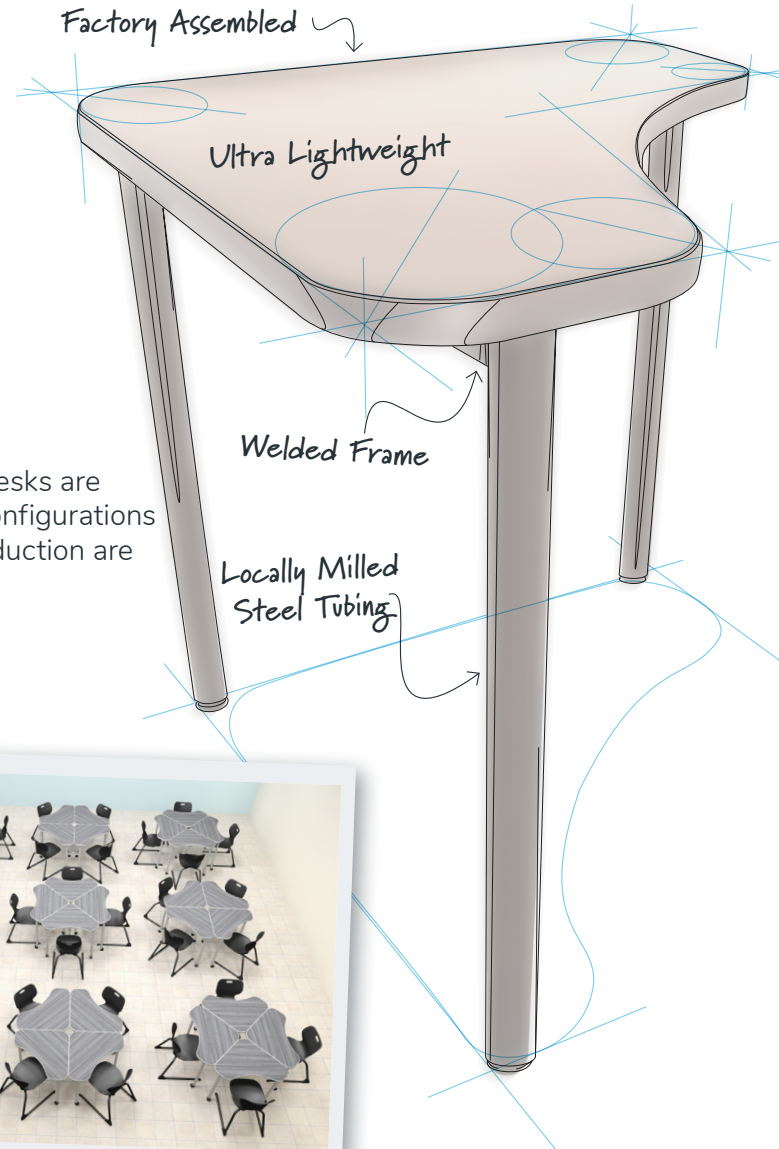
Half-Round

	Model #	W	D	H	List Price
	NT-4824HR	48"	24"	29"	\$1,089
	NT-6030HR	60"	30"	29"	\$1,361

Options & Accessories

- (A) Adjustable Height Legs (23"-31") - **\$130 List**
- (A) Adjustable Standing Height Legs (29"-39") - **\$189 List**
- (G) Grommet - **\$25 List**
- (H) Backpack Hook - **\$22 List**
- (MP) Modesty Panel (10" - Center Only) - **\$125 List**
- (R) Independent Cable Trough (3-1/2"D x 5"H) - **\$82 List**
- (V) Vertical Lock - **\$61 List**


Boomerang Student Desks



Boomerang Student Desks

The ultimate in student desks, Boomerang Student Desks are built to move – ultralight and super strong. Multiple configurations are possible with this design. Strength and weight reduction are derived from our welded frame “V” apron.

- Welded frame chassis
- Ultralight and super strong
- Ultimate adaptable shape



Alternating desk classroom layout



Pod classroom layout

Boomerang Student Desks

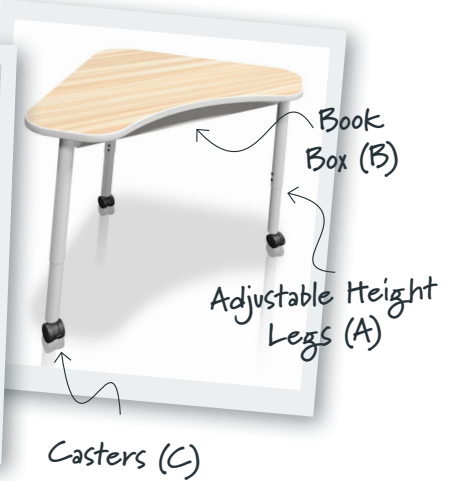
Model #	W	D	H	Front (hypotenuse)	List Price
AB-342626	26"	26"	29"	34"	\$340
AB-362828	28"	28"	29"	36"	\$349
AB-423232	32"	32"	29"	42"	\$392
AB-483636	36"	36"	29"	48"	\$467



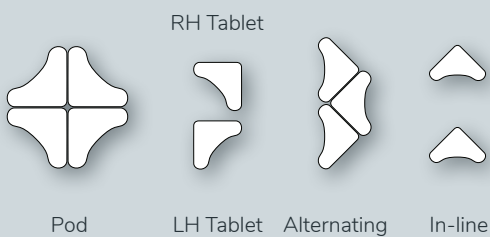
In-Line classroom layout



Tablet classroom layout



Boomerang Configurations



Options & Accessories

- **(A)** Adjustable Height Legs (24"-32") - **\$72 List**
- **(A)** Adjustable Standing Height Legs (29"-37") - **\$114 List**
- **(B)** Book Box (Heavy gauge steel) - **\$77 List**
- **(C)** Casters (Locking, dual wheel 2-1/2") - **\$55 List**
- **(H)** Backpack Hook - **\$22 List**
- **(WO)** Wheelbarrow Mobile (In-line skate wheels) - **\$77 List**

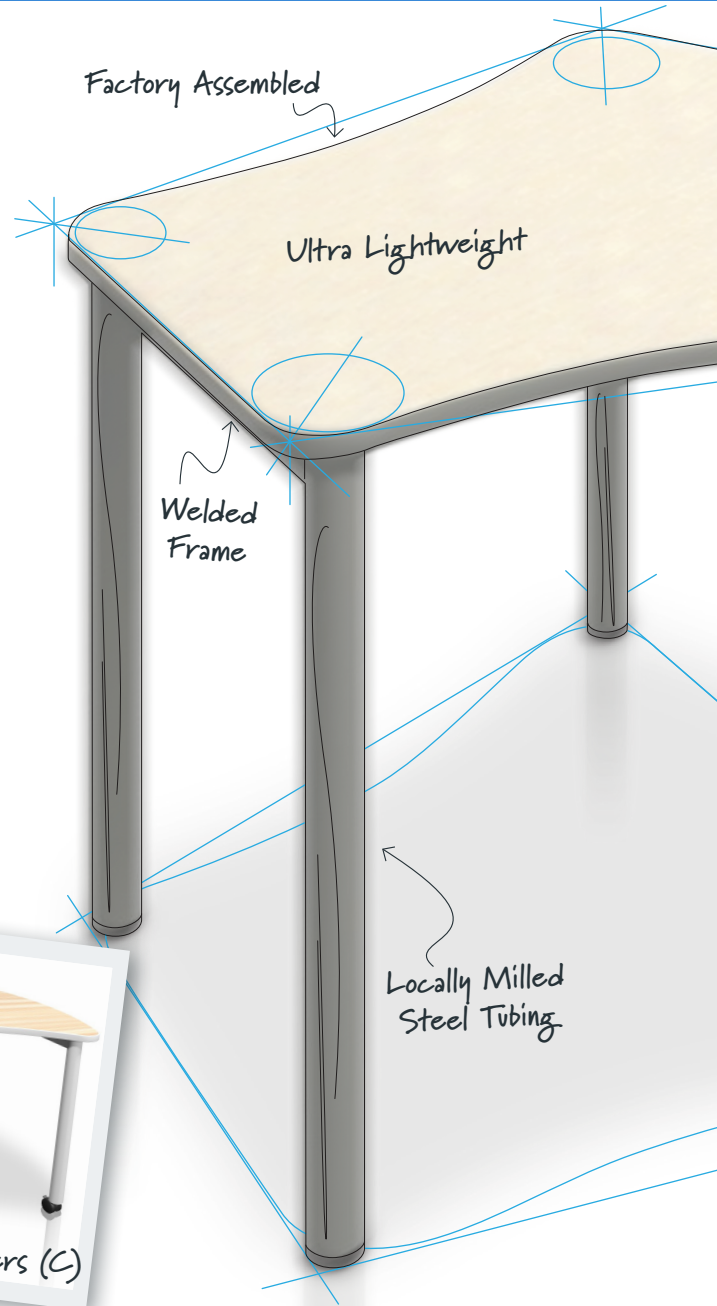
Blade & Drift Student Desks



Blade Student Desks

Blade Student Desks are built to move – ultralight and super strong. Multiple configurations are possible with this design. Strength and weight reduction are derived from our welded frame apron.

- Welded frame chassis
- Ultralight and super strong
- Ultimate adaptable shape




Options & Accessories

- **(A)** Adjustable Height Legs (24"-32") - **\$72 List**
- **(A)** Adjustable Standing Height Legs (29"-37") - **\$114 List**
- **(B)** Book Box (Heavy gauge steel) - **\$77 List**
- **(C)** Casters (Locking, dual wheel 2-1/2") - **\$55 List**
- **(H)** Backpack Hook - **\$22 List**
- **(TT)** Tote Tray - **\$95 List** (Drift Student Desk Only)
- **(WO)** Wheelbarrow Mobile (In-line skate wheels) - **\$77 List**

Blade Student Desks

Model #	W	D	H	List Price
AWF-3030	30"	30"	29"	\$424

Blade Configurations





Drift Student Desks

Drift Student Desks are built to move – ultralight and super strong. Multiple configurations are possible with this design. Strength and weight reduction are derived from our welded frame apron.


- Welded frame chassis
- Ultralight and super strong
- Ultimate adaptable shape



Drift Student Desks

Model #	W	D	H	List Price
AWF2-2927	29"	27"	29"	\$400

Drift Configurations



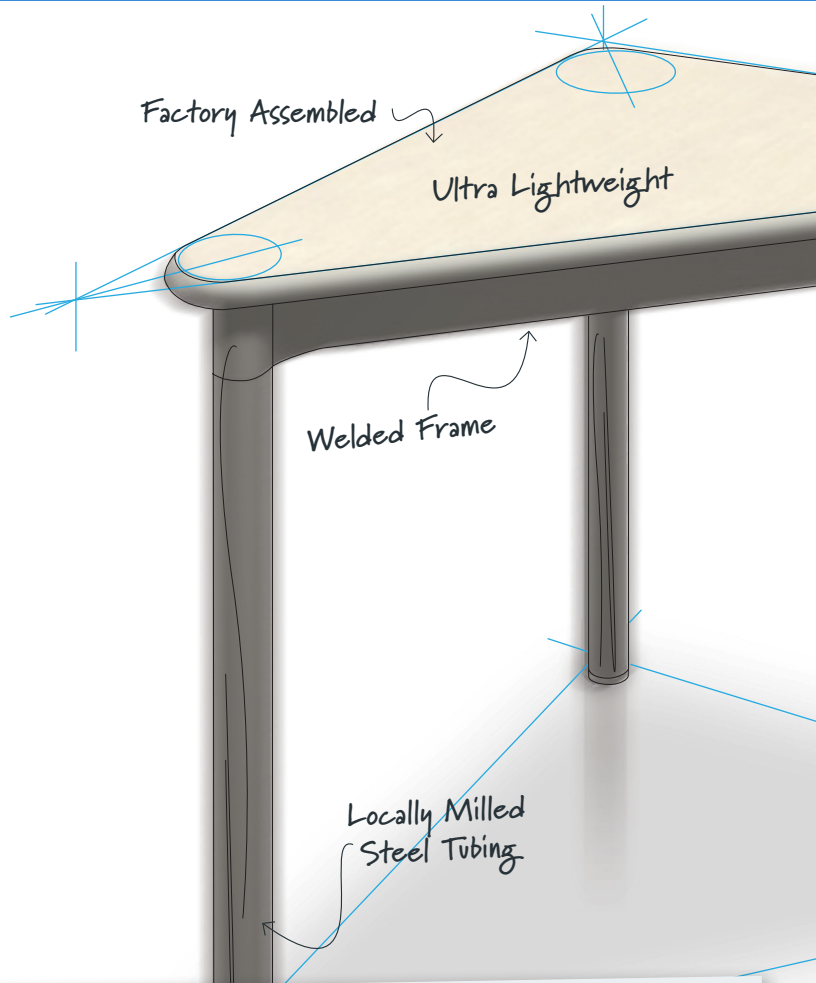
Fin & Gemstone Student Desks



Fin Student Desk

Our Fin Student Desk is adaptable and built to move - ultralight and super strong. Multiple configurations are possible with this design, from tablet test taking to collaborative 4 pods and 6 pods. Strength and weight reduction are derived from our welded frame "V" apron.

- Welded frame chassis
- Ultralight and super strong
- Factory assembled



Options & Accessories

- **(A)** Adjustable Height Legs (24"-32") - **\$72 List**
- **(A)** Adjustable Standing Height Legs (29"-37") - **\$114 List**
- **(B)** Book Box (Heavy gauge steel) - **\$77 List**
- **(C)** Casters (Locking, dual wheel 2-1/2") - **\$55 List**
- **(H)** Backpack Hook - **\$22 List**
- **(WO)** Wheelbarrow Mobile (In-line skate wheels) - **\$77 List**

Fin Student Desk

Model #	W	D	H	Front (Hypotenuse)	List Price
AF-403030	30"	30"	29"	40"	\$368



Gemstone & Mini Gemstone Student Desks


The shape of these desks fosters a multitude of collaborative configurations. Super strong and ultralight, these welded frame desks are built to move often and easily.

- Welded frame chassis
- Factory assembled
- Round legs - soft to the touch



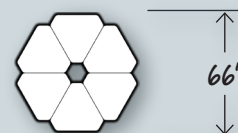
Gemstone Student Desk

Model #	W	D	H	List Price
AG-3430-6	34"	30"	29"	\$407

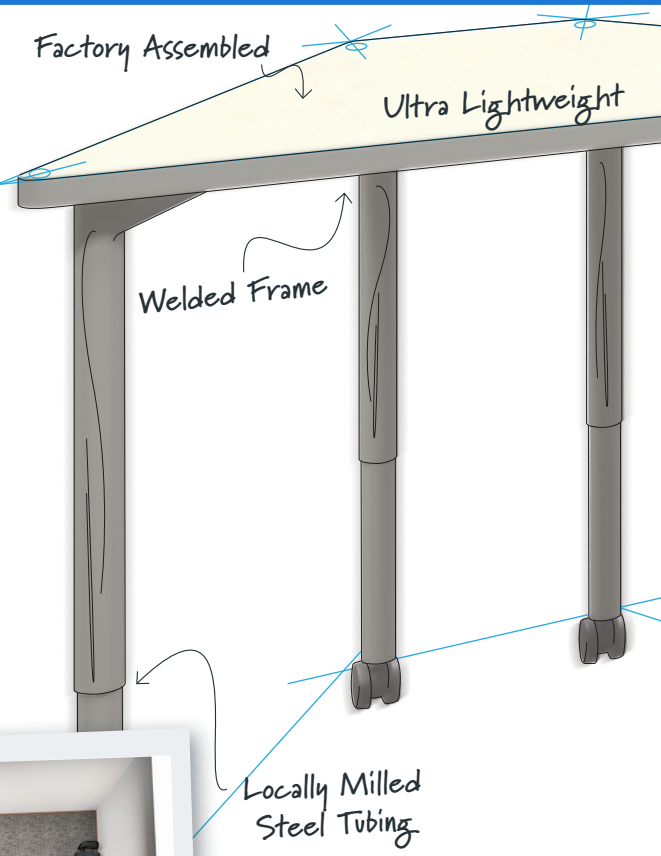


Mini-Gemstone Student Desk

Model #	W	D	H	List Price
AG-3027-6	30"	27"	29"	\$353



Trapezoid & Stacking Student Desks



Trapezoid Student Desks

The trapezoid shape of these desks fosters a multitude of collaborative configurations. Super strong and ultralight, these welded frame desks are built to move often and easily.

- Welded frame chassis
- Factory assembled
- Round legs - soft to the touch



A-Leg Trapezoid Student Desks

Model #	W	D	H	List Price	20"D	24"D
AT-3520-6	35"	20"	29"	\$375		
AT-3524-6	35"	24"	29"	\$406		
Model #	W	D	H	List Price	20"D	24"D
AT-3820-6	38"	20"	29"	\$375		
AT-3824-6	38"	24"	29"	\$406		
Model #	W	D	H	List Price		24"D
AT-3024-8	30"	24"	29"	\$359		





Stacking Student Desks

The most versatile desks in our SchoolHouse™ series, they are light, durable and stackable to a recommended height of no more than five desks.

- Welded frame chassis
- Super strong and light
- Factory assembled



Stacking Student Desks

Model #	W	D	H	List Price
AVS-2820	28"	20"	29"	\$412
AVS-3620(ADA)	36"	20"	29"	\$505

Options & Accessories

- **(A)** Adjustable Height Legs (24"-32") - **\$72 List**
- **(A)** Adjustable Standing Height Legs (29"-37") - **\$114 List**
- **(B)** Book Box (Heavy gauge steel) - **\$77 List**
- **(C)** Casters (Locking, dual wheel 2-1/2") - **\$55 List**
- **(H)** Backpack Hook - **\$22 List**
- **(TT)** Tote Tray - **\$95 List** (Stacking Student Desk Only)
- **(WO)** Wheelbarrow Mobile (In-line skate wheels) - **\$77 List**

Standard Student Desks



A-Leg Student Desks

Welded frame chassis features unobstructed four-sided access.

- Welded frame chassis
- Ultralight and super strong
- Four-sided access
- Single Student Desk (27"W) come standard with belly curve



*Single Student Desks
come standard with
belly curve*




Options & Accessories

- **(A)** Adjustable Height Legs (24"-32") - **\$72 List**
- **(A)** Adjustable Standing Height Legs (29"-37") - **\$114 List**
- **(B)** Book Box (Heavy gauge steel) - **\$77 List**
- **(C)** Casters (Locking, dual wheel 2-1/2") - **\$55 List**
- **(H)** Backpack Hook - **\$22 List**
- **(TT)** Tote Tray - **\$95 List**
- **(WO)** Wheelbarrow Mobile (In-line skate wheels) - **\$77 List**

A-Leg Student Desks

	Model #	W	H	List Price
20" DEEP	A-2720	27"	29"	\$375
	A-5420	54"	29"	\$595
24" DEEP	A-2724	27"	29"	\$394
	A-5424	54"	29"	\$613



Tote Tray Carts

Providing mobility, flexibility, and multi-functionality, these carts have it all... 3" deep removable tote trays, laminate worksurfaces, and markerboard backs.

- Welded frame construction
- Markerboard back
- Laminate top
- 3" high (shown) or optional 6" high indestructible, clear, ABS plastic tote trays with front/back label holder
- Bench seat standard on model TTC-8-BENCH
- Locking casters

Mobile Markerboard

The Mobile Markerboard is an extremely versatile addition to any learning environment. From presentations to room division, it serves as an integral component of the 21st-century classroom.

- Dual-sided porcelain magnetic markerboard
- Locking casters



Tote Tray Carts

Model #	W	D	H	List Price
TTC-12	23"	22"	50"	\$2,589
TTC-24	44"	22"	50"	\$3,941
TTC-36	65"	22"	50"	\$5,296
TTC-8-BENCH	42"	22"	24"	\$2,720

Mobile Markerboard

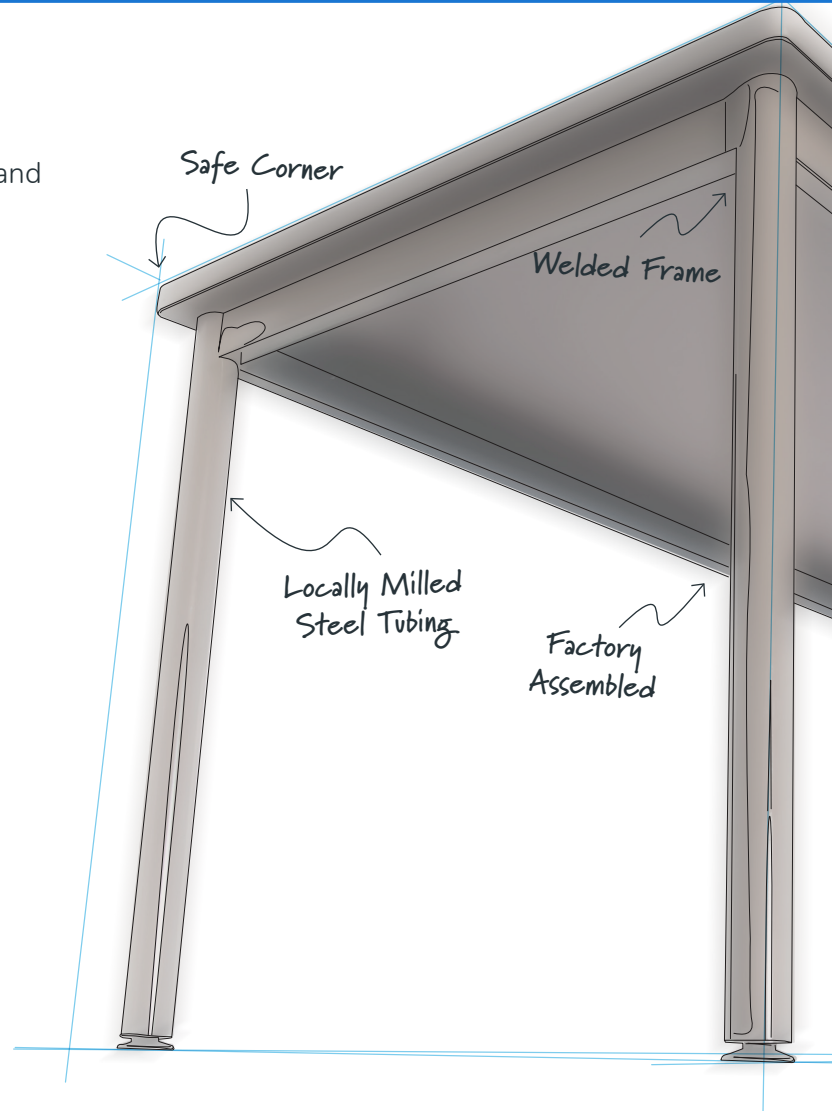
Model #	W	D	H	List Price
MWB-6036	36"	18"	60"	\$1,352

Activity Tables

Activity Tables

Activity Tables are a favorite and feature unique top shape options and welded steel frames. Engineered and manufactured to be moved and used for decades.

- Welded frame chassis
- Unique collaborative shapes
- 2" Dia. Round legs – soft to the touch



Rectangular Activity Tables

Model #	W	H	List Price
AV-3024	30"	29"	\$522
AV-3624	36"	29"	\$623
AV-4824	48"	29"	\$657
AV-6024	60"	29"	\$754
AV-7224	72"	29"	\$880
AV-8424	84"	29"	\$993

24" DEEP

Model #	W	H	List Price
AV-3630	36"	29"	\$657
AV-4830	48"	29"	\$799
AV-6030	60"	29"	\$903
AV-7230	72"	29"	\$1,084
AV-8430	84"	29"	\$1,367

30" DEEP

Model #	W	H	List Price
AV-4836	48"	29"	\$947
AV-6036	60"	29"	\$1,009
AV-7236	72"	29"	\$1,232
AV-8436	84"	29"	\$1,481

36" DEEP

Square Activity Tables

Model #	W	H	List Price
AV-3030	30"	29"	\$567
AV-3636	36"	29"	\$794
AV-4242	42"	29"	\$1,042
AV-4848	48"	29"	\$1,131



Round & Half-Round Activity Tables

Round and Half-Round Activity Tables feature a 360° welded frame chassis for complete worksurface support. Engineered and manufactured to be moved and used for decades.

- Welded frame chassis
- Super strong
- 2" Dia. Round legs – soft to the touch
- Factory assembled



Round Activity Tables

Model #	Dia.	H	List Price
AV-36	36"	29"	\$758
AV-42	42"	29"	\$890
AV-48	48"	29"	\$1,024


Half-Round Activity Tables

Model #	W	D	H	List Price
AV-4020-HR	40"	20"	29"	\$657
AV-4824-HR	48"	24"	29"	\$694
AV-6030-HR	60"	30"	29"	\$969
AV-7236-HR	72"	36"	29"	\$1,376

Options & Accessories

- **(A)** Adjustable Height Legs (24"-32") - **\$88 List**
- **(A)** Adjustable Standing Height Legs (29"-37") - **\$189 List**
- **(C)** Casters (Locking, dual wheel 3-1/2") - **\$55 List**
- **(H)** Backpack Hook - **\$22 List**
- **(R)** Independent Cable Trough (3-1/2"D x 5"H) - **\$95 List**
- **(WO)** Wheelbarrow Mobile (In-line skate wheels) - **\$103 List**

Activity & Training Room Tables



Jigsaw, Mushroom, Clover, Peanut & Kidney Activity Tables

These Activity Tables feature a 360° welded frame chassis for complete worksurface support. Engineered and manufactured to be moved and used for decades.

- Welded frame chassis
- Super strong
- 2" Dia. Round legs – soft to the touch
- Factory assembled



Jigsaw Activity Table

Model #	W	D	H	List Price
AVJ-6545	65"	45"	29"	\$1,342

Mushroom Activity Tables

Model #	W/D	H	List Price
AV-36M	36"	29"	\$894
AV-48M	48"	29"	\$1,021

Clover Activity Table

Model #	W	D	H	List Price
AVV-48	48"	48"	29"	\$1,095

Kidney Activity Tables

Model #	W	D	H	List Price
AVK-7236	72"	36"	29"	\$1,363
AVK-7248	72"	48"	29"	\$1,390

Peanut Activity Table

Model #	W	D	H	List Price
AVP-7236	72"	36"	29"	\$1,217



Horseshoe, Bullet & Flower Activity Tables

These Activity Tables feature a 360° welded frame chassis for complete worksurface support. Engineered and manufactured to be moved and used for decades.

Horseshoe Activity Table

Model #	W	D	H	List Price
AVC-6036	60"	36"	29"	\$1,474
AVC-7248	72"	48"	29"	\$1,711

Bullet Activity Table

Model #	W	D	H	List Price
AVBU-7230	72"	30"	29"	\$1,035
AVBU-7236	72"	36"	29"	\$1,173
AVBU-7248	72"	48"	29"	\$1,311

Flower Activity Table

Model #	W	D	H	List Price
AVFL-60	60"	60"	29"	\$1,892

Options & Accessories



- (A) Adjustable Height Legs (24"-32") - **\$88 List**
- (A) Adjustable Standing Height Legs (29"-37") - **\$189 List**
- (C) Casters (Locking, dual wheel 3-1/2") - **\$55 List**
- (H) Backpack Hook - **\$22 List**
- (R) Independent Cable Trough (3-1/2"D x 5"H) - **\$95 List**
- (WO) Wheelbarrow Mobile (In-line skate wheels) - **\$103 List**

Activity Tables

Wave, Crescent & Flag Activity Table

Activity Tables features a 360° welded frame chassis for complete worksurface support. Engineered and manufactured to be moved and used for decades.

- Welded frame chassis
- Super strong
- 2" Dia. Round legs – soft to the touch
- Factory assembled



Wave Activity Table

Model #	W	D	H	List Price
AVW-4824	48"	24"	29"	\$833

Crescent Activity Table

Model #	W	D	H	List Price
AVC-7630	76"	30"	29"	\$1,352

Flag Activity Table

	Model #	W	H	List Price		Model #	W	H	List Price
24" DEEP	AVF-5424	54"	29"	\$718	30" DEEP	AVF-5430	54"	29"	\$860
	AVF-6024	60"	29"	\$838		AVF-6030	60"	29"	\$1,035
	AVF-7224	72"	29"	\$946		AVF-7230	72"	29"	\$1,302

	Model #	W	H	List Price
36" DEEP	AVF-5436	54"	29"	\$961
	AVF-6036	60"	29"	\$1,173
	AVF-7236	72"	29"	\$1,409



Wedge Activity Tables

These Activity Tables feature a 360° welded frame chassis for complete worksurface support. Engineered and manufactured to be moved and used for decades.

- Welded frame chassis
- Super strong
- 2" Dia. Round legs – soft to the touch
- Factory assembled

Wedge Activity Table

Model #	W	D	H	List Price
AT-4030-3	40"	30"	29"	\$859
AT-5035-3	50"	35"	29"	\$1,105

Options & Accessories

- **(A)** Adjustable Height Legs (24"-32") - **\$88 List**
- **(A)** Adjustable Standing Height Legs (29"-37") - **\$189List**
- **(C)** Casters (Locking, dual wheel 3-1/2") - **\$55 List**
- **(H)** Backpack Hook - **\$22 List**
- **(R)** Independent Cable Trough (3-1/2"D x 5"H) - **\$95 List**
- **(WO)** Wheelbarrow Mobile (In-line skate wheels) - **\$103 List**

APEX Tables

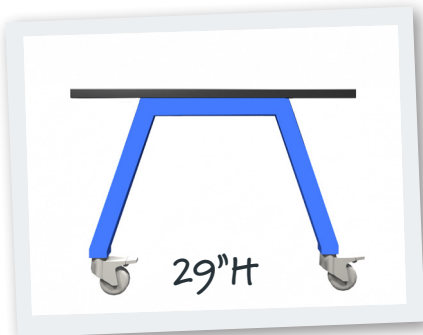


Apex Tables

Our Apex Table features 360 degree access and heavy duty welded frame chassis for complete worksurface support. Engineered and manufactured to be moved and used for decades. Comes standard with heavy duty locking casters.

- Heavy-Duty welded frame chassis
- Locking 4" Casters

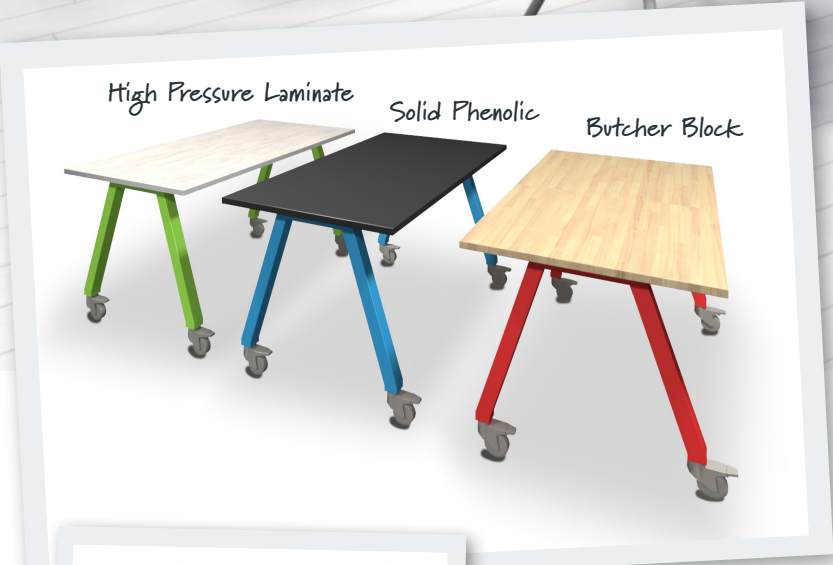
Newly Added Finishes



Model #	W	D	High Pressure Laminate	Solid Phenolic	Butcher Block
			add "HPL" to Suffix	add "P" to Suffix	add "BB" to Suffix
			List Price	List Price	List Price
PX-6030C-29	60"	30"	\$1,246	\$2,014	\$2,226
PX-6036C-29	60"	36"	\$1,458	\$2,332	\$2,544
PX-7230C-29	72"	30"	\$1,405	\$2,226	\$2,438
PX-7236C-29	72"	36"	\$1,617	\$2,544	\$2,756



**NEW
PRODUCT**



Model #	W	D	High Pressure Laminate add "HPL" to Suffix List Price	Solid Phenolic add "P" to Suffix List Price	Butcher Block add "BB" to Suffix List Price
PX-6030C-36	60"	30"	\$1,325	\$2,094	\$2,306
PX-6036C-36	60"	36"	\$1,537	\$2,412	\$2,624
PX-7230C-36	72"	30"	\$1,484	\$2,306	\$2,518
PX-7236C-36	72"	36"	\$1,696	\$2,624	\$2,836

Science, Technology, Engineering, Art & Math (S.T.E.A.M.)



Heavy-Duty Butcher Block Tables

Butcher Block Tables feature a 360° access, heavy duty welded frame chassis for complete worksurface support. Engineered and manufactured to be moved and used for decades. You will receive these tables with a natural maple finish and mineral oil rub for longevity and beauty.

- Heavy-Duty welded frame chassis
- Solid maple butcher block from Wisconsin

Heavy-Duty Science Lab Tables

Science Tables feature the above frames with Trespa® TopLabPLUS® Tops. They are resistant to a large number of aggressive chemicals identified by SEFA (Scientific Equipment and Furniture Association) if cleaned within 24 hours.

- Heavy-Duty welded frame chassis
- Heat and chemical resistant

Options & Accessories

- (A) Adjustable Height Legs (24"-32") - **\$148 List**
- (A) Adjustable Sit-Stand (30"-38") - **\$201 List**
- (C) Casters (Locking, Heavy duty 4") - **\$180 List**
- (H) Backpack Hook - **\$22 List**

Heavy-Duty Butcher Block Tables

Solid Maple - 1 3/4"

	Model #	W	H	List Price
24" DEEP	AS-4824BB	48"	30"	\$2,064
	AS-5424BB	54"	30"	\$2,141
	AS-6024BB	60"	30"	\$2,162
	AS-7224BB	72"	30"	\$2,433
30" DEEP	AS-4830BB	48"	30"	\$2,310
	AS-5430BB	54"	30"	\$2,417
	AS-6030BB	60"	30"	\$2,445
	AS-7230BB	72"	30"	\$2,715
36" DEEP	AS-6036BB	60"	30"	\$2,728
	AS-7236BB	72"	30"	\$2,997

Heavy-Duty Science Lab Tables

Trespa TopLabPLUS Top - 1"

	Model #	W	H	List Price
24" DEEP	AS-4824TR	48"	30"	\$1,696
	AS-5424TR	54"	30"	\$1,876
	AS-6024TR	60"	30"	\$1,908
	AS-7224TR	72"	30"	\$2,120
30" DEEP	AS-4830TR	48"	30"	\$2,014
	AS-5430TR	54"	30"	\$2,184
	AS-6030TR	60"	30"	\$2,226
	AS-7230TR	72"	30"	\$2,438
36" DEEP	AS-6036TR	60"	30"	\$2,544
	AS-7236TR	72"	30"	\$2,756



Butcher Block Tables

Butcher Block Tables feature a 360° access, welded frame chassis for complete worksurface support. Engineered and manufactured to be moved and used for decades. You will receive these tables with a natural maple finish and mineral oil rub for longevity and beauty.

- Welded frame chassis
- Solid maple butcher block from Wisconsin

Science Lab Tables

Science Tables feature the above frames with chemical resistant solid phenolic tops. They are resistant to a large number of aggressive chemicals identified by SEFA (Scientific Equipment and Furniture Association) if cleaned within 24 hours.

- Welded frame chassis
- Heat and chemical resistant

Butcher Block Tables

Solid Maple - 1 1/2"

Model # W H List Price

AV-4824BB	48"	29"	\$1,590
AV-5424BB	54"	29"	\$1,696
AV-6024BB	60"	29"	\$1,749
AV-7224BB	72"	29"	\$1,961

AV-4830BB	48"	29"	\$1,829
AV-5430BB	54"	29"	\$1,961
AV-6030BB	60"	29"	\$2,014
AV-7230BB	72"	29"	\$2,253

24" DEEP

30" DEEP

Science Lab Tables

Chemical Resistant Solid Phenolic Top - 3/4"

Model # W H List Price

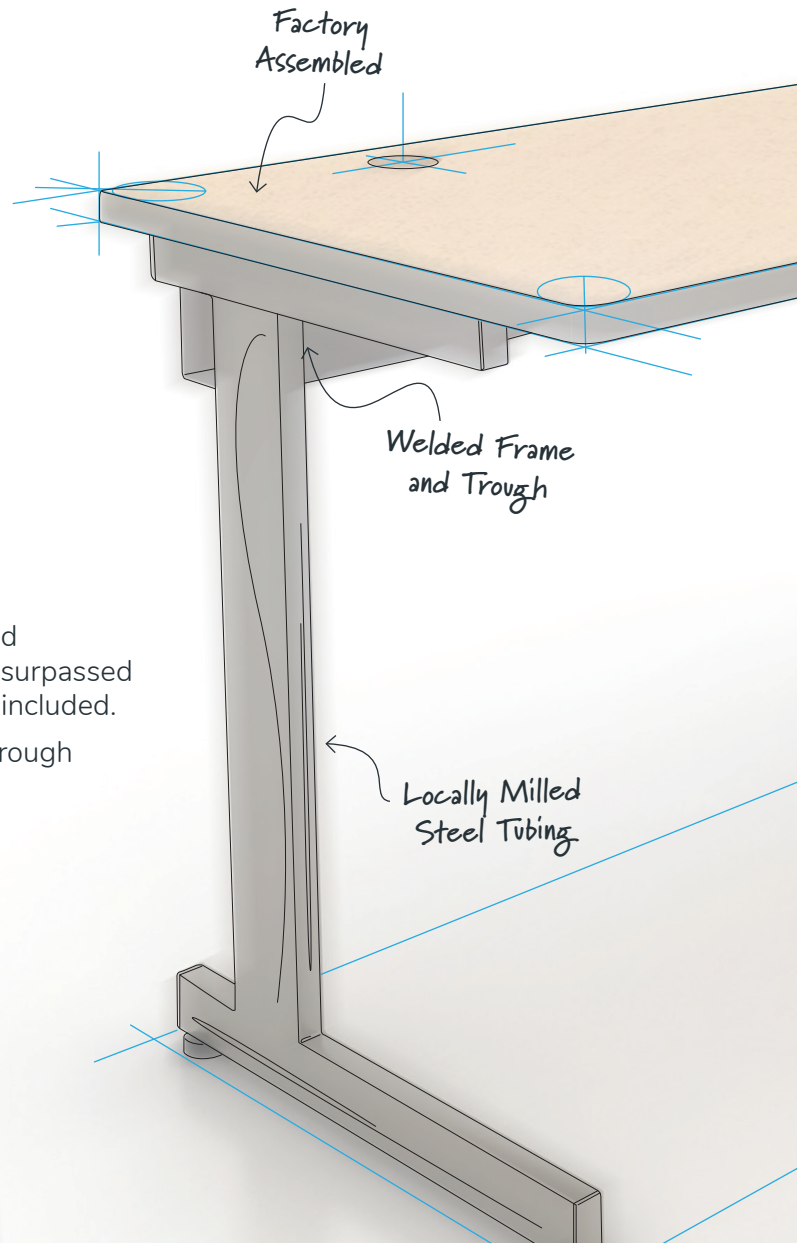
AV-4824ST	48"	29"	\$1,325
AV-5424ST	54"	29"	\$1,431
AV-6024ST	60"	29"	\$1,484
AV-7224ST	72"	29"	\$1,696

AV-4830ST	48"	29"	\$1,564
AV-5430ST	54"	29"	\$1,696
AV-6030ST	60"	29"	\$1,749
AV-7230ST	72"	29"	\$1,988

Options & Accessories

- (A) Adjustable Height Legs (24"-32") - \$88 List
- (A) Adjustable Sit-Stand (29"-37") - \$189 List
- (C) Casters (Locking) - \$55 List
- (H) Backpack Hook - \$22 List

Computer Lab Tables



Computer Tables

Standard Computer Tables feature a cable trough and worksurface grommets. Each frame is welded for unsurpassed strength. Tables are factory assembled, Grommet(s) included.

- Welded frame chassis with high capacity cable trough
- Factory assembled
- Standard 4"H integrated cable trough




L-Leg Computer Tables

Model #	W	D	H	List Price
L-3624C	36"	24"	29"	\$688
L-4824C	48"	24"	29"	\$807
L-6024C	60"	24"	29"	\$930
L-7224C	72"	24"	29"	\$1,056

L-3630C	36"	30"	29"	\$794
L-4830C	48"	30"	29"	\$930
L-6030C	60"	30"	29"	\$1,056
L-7230C	72"	30"	29"	\$1,216





J-Leg Computer Tables

J-Leg Computer Tables feature a cable trough and worksurface grommets. Each frame is welded for unsurpassed strength. Tables are factory assembled, Grommet(s) included.

- Welded frame chassis with high capacity cable modesty trough
- Factory assembled
- Standard 4"H integrated cable trough

J-Leg Computer Tables

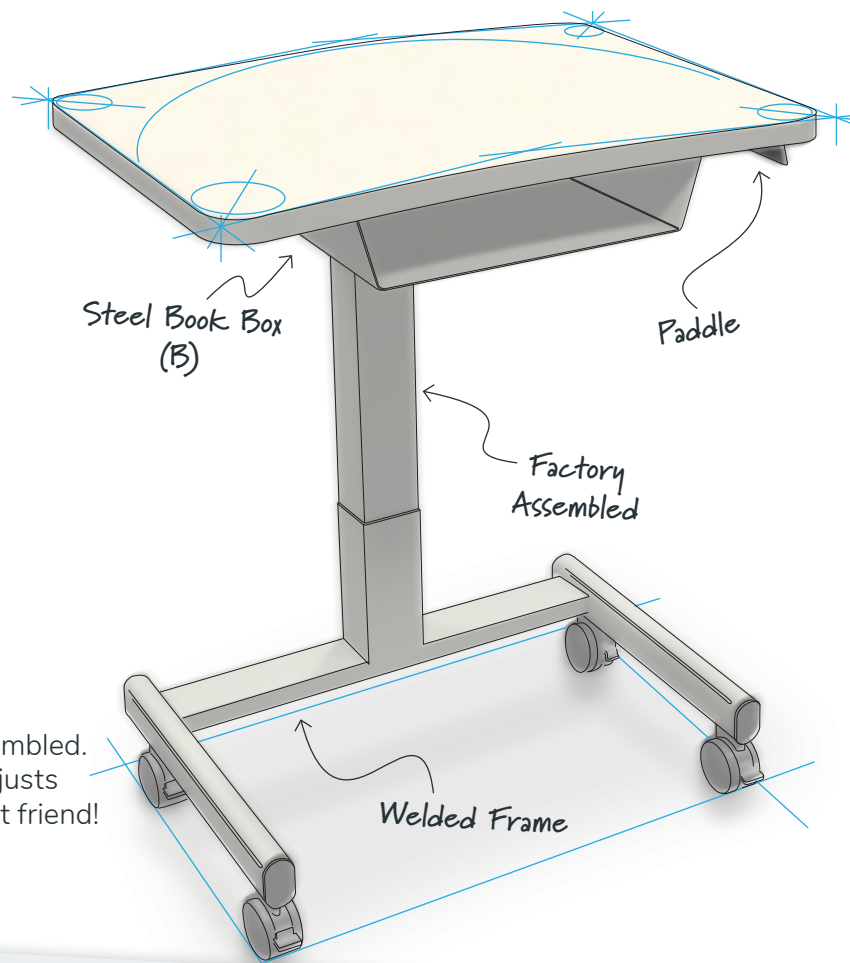
Model #	W	D	H	List Price
J-3624C	36"	24"	29"	\$833
J-4824C	48"	24"	29"	\$975
J-6024C	60"	24"	29"	\$1,126
J-7224C	72"	24"	29"	\$1,279

J-3630C	36"	30"	29"	\$964
J-4830C	48"	30"	29"	\$1,128
J-6030C	60"	30"	29"	\$1,284
J-7230C	72"	30"	29"	\$1,468

Options & Accessories

- **(10)** 10" Modesty Trough - **\$100 List**
- **(A)** Adjustable Height Legs (24"-32") - **\$180 List**
- **(A)** Adjustable Standing Height Legs (29"-37") - **\$189 List**
- **(DP)** Desktop Power Center - **\$549 List**
- **(G)** Grommet - **\$25 List**

G-Lift & E-Lift Lecterns & Desks



G-Lift Lecterns & Desks

The G-Lift Lecterns and Desks are factory assembled. At the touch of a button, the gas lift cylinder adjusts from seated to standing height. A teacher's best friend! They also make great student desks.

- Adjustable height range 28-1/2" - 40-1/2"
- Locking casters
- Factory assembled
- Optional Steel Book Box (shown above)



G-Lift Lecterns & Student Desks

Model #	W	D	H	List Price
GL-2720	27"	20"	28-1/2" - 40-1/2"	\$1,378
GL-3020	30"	20"	28-1/2" - 40-1/2"	\$1,399
GL-3520	35"	20"	28-1/2" - 40-1/2"	\$1,502
GL-2724	27"	24"	28-1/2" - 40-1/2"	\$1,410
GL-3024	30"	24"	28-1/2" - 40-1/2"	\$1,431
GL-3524	35"	24"	28-1/2" - 40-1/2"	\$1,537

Available in these finishes ONLY:

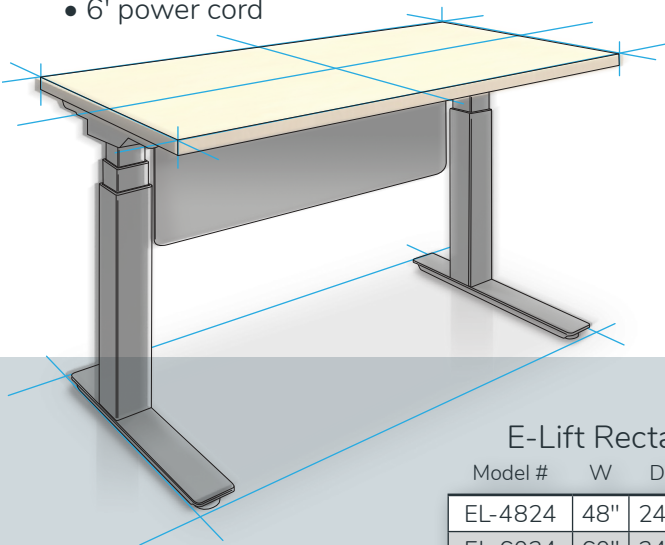
- 421 Matte Black
- 472 Slate
- 471 Light Grey



E-Lift Desks

E-Lift Desks adjust from seated to standing height at the touch of a button. With an adjustable speed rate of 1.5 inches per second, it hums along at a rate that promotes height changes.

- Adjustable height 24"-50"
- Simple two button control
- 6' power cord



E-Lift Rectangular Desks

Model #	W	D	H	List Price
EL-4824	48"	24"	24" - 50"	\$2,088
EL-6024	60"	24"	24" - 50"	\$2,171
EL-7224	72"	24"	24" - 50"	\$2,286

EL-4830	48"	30"	24" - 50"	\$2,172
EL-6030	60"	30"	24" - 50"	\$2,254
EL-7230	72"	30"	24" - 50"	\$2,365

Available in these finishes ONLY:

- 421 Matte Black
- 461 Dark Tone
- 472 Slate
- 471 Light Grey

Options & Accessories

E-Lift

- **(G)** Grommet - \$25 List
- **(PD)** Pencil Drawer - \$170 List
- **(MS)** Modesty Shield (20"H)- \$233 List
w/ integrated cable management

G-Lift

- **(B)** Steel Book Box- \$77 List

Modular Mobile Teacher's Stations



Mobile Teacher's Desks

Mobile Teacher's Desks are factory assembled. They come standard with round tube legs and a high capacity 10" modesty trough. Comes standard with 2 grommets.

- Welded frame chassis
- High capacity 10" modesty trough
- Locking casters
- Factory assembled




Round Quick-Adjust Presentation Cart

Use as a lectern, desk return, work station... and more. Adjusts from seated to standing height at the touch of a button. The ultimate teacher's aid.

- Pneumatic height adjustable base 29"-41"
- Locking casters



Use alongside any Mobile Teacher's Desk



Square and Eclipse Quick-Adjust Presentation Cart

Use as a lectern, desk return, work station... and more. Adjusts from seated to standing height at the touch of a button. The ultimate teacher's aid.

- Pneumatic height adjustable base 29"-41"
- Optional cable trough
- Locking casters



Options & Accessories

- (G) Grommet - **\$25 List**
- (PD) Pencil Drawer - **\$170 List**
- (SD) Laptop Security Drawer - **\$304 List**
- (DD) Box Drawer Divider - **\$7 List**
- (PT) Box Drawer Pencil Tray - **\$27 List**
- (RS) Box Drawer Reference Shelf - **\$64 List**
- (R) Independent Cable Trough - **\$95 List**

Mobile Teacher's Desks

Model #	W	D	H	List Price
MTD-6030	60"	30"	29"	\$1,193
MTD-6630	66"	30"	29"	\$1,350
MTD-7230	72"	30"	29"	\$1,407

Quick-Adjust Presentation Carts

Round				
Model #	W	D	H	List Price
QAMPC-CT36	36"	32"	29"-41"	\$1,586

Square				
Model #	W	D	H	List Price
QAMPC-3030	30"	30"	29"-41"	\$1,586

Eclipse				
Model #	W	D	H*	List Price
QA-36E	36"	36"	29"-41"	\$1,586





Mobile Pedestals, Mobile Pedestal Podiums & Mobile Pedestal with Seat Cushion

Mobile storage with full length and full suspension drawers... built to last a lifetime.

- Box/box/file pedestal with lock
- Convenience/file pedestal with lock (CHED)
- Upholstered seat cushion (CHED)
- Locking casters
- Factory assembled
- 18"W phenolic resin platform - charcoal only (Podium)
- Optional finished top (BT) in lieu of phenolic resin platform



Mobile Pedestal Podiums

Model #	W	D	H	List Price
MPP-2818C-BT	18"	28-1/2"	38"	\$1,460
MPP-2818C	18"	28-1/2"	42"	\$1,600

Mobile Pedestals

Model #	W	D	H	List Price
24BM	15"	23-1/2"	27-5/8"	\$779
24FM	15"	23-1/2"	27-5/8"	\$779

"CHED" Mobile Pedestal with Seat Cushion

Model #	W	D	H	List Price
CHED	15"	23-1/2"	21"	\$795

Teacher's Desks

Standing Height Peninsula Desks

These innovative desks offer plenty of filing and storage space as well as a generous worksurface area. Desks are factory assembled. They come standard with a modesty panel, two steel shelves, and cable management grommets. A grommet is included in the top, one on each shelf and in the pedestal for optimal cable management.

- Convenience/box/file/file drawer pedestal with lock
- Full extension drawers
- Factory assembled



Important Note!
All Single Pedestal Teacher's Desks will be produced with the PEDESTAL on the RIGHT-HAND side unless otherwise specified.

Mobile Bi-Level Teacher's Desks

The Mobile Bi-Level Teacher's Desks have podium space to fit a laptop and side-by-side letter size papers. They allow for conferencing up to four people, and have a locking pedestal with four drawers.

- Locking casters included
- Convenience/box/file/file drawer pedestal with full extension, locking drawers
- 18"W phenolic resin platform - charcoal only
- Factory assembled
- Optional finished top (BT) in lieu of phenolic resin platform
- New design allows for multiple configurations: right-hand desk, left-hand desk, and separation of pedestal podium on the fly.



Options & Accessories

- **(C)** Casters (Locking, dual wheel 3-1/2") - **\$157 List**
- **(G)** Grommet - **\$25 List**
- **(PD)** Pencil Drawer - **\$170 List**
- **(SD)** Laptop Security Drawer - **\$304 List**
- **(DD)** Box Drawer Divider - **\$7 List**
- **(PT)** Box Drawer Pencil Tray - **\$27 List**
- **(RS)** Box Drawer Reference Shelf - **\$64 List**

Standing Height Peninsula Desks*

Model #	W	D	H	List Price
DSH-5424-SP	54"	24"	38"	\$2,719
DSH-6024-SP	60"	24"	38"	\$2,746
DSH-5430-SP	54"	30"	38"	\$3,366
DSH-6030-SP	60"	30"	38"	\$3,405

Mobile Bi-Level Teacher's Desks

Model #	W	D	H	List Price
DBL-6033C	60"	33"	29/42"	\$3,573
DBL-6033C-BT	60"	33"	29/42"	\$3,399



Single Pedestal Peninsula, Single Pedestal & Double Pedestal Desks

These desks offer storage, an ample worksurface, and conference space. They are factory assembled and come standard with a 3/4 height modesty panel.

- Box/box/file pedestal with lock
- Full extension file drawers
- Factory assembled
- End panel in lieu of tube leg - Optional at no charge

Single Pedestal Peninsula Desks



Single Pedestal Desks



Double Pedestal Desks



Mobile Single Pedestal Peninsula Desks



Mobile Single Pedestal Desks



Mobile Double Pedestal Desks



Single Pedestal Peninsula Desks*

Model #	W	D	H	List Price
DP-5424-SP	54"	24"	29"	\$1,876
DP-6024-SP	60"	24"	29"	\$1,915
DP-7224-SP	72"	24"	29"	\$2,027
DP-5430-SP	54"	30"	29"	\$2,078
DP-6030-SP	60"	30"	29"	\$2,118
DP-7230-SP	72"	30"	29"	\$2,229

Single Pedestal Desks*

Model #	W	D	H	List Price
D-4824-SP	48"	24"	29"	\$1,599
D-5424-SP	54"	24"	29"	\$1,876
D-6024-SP	60"	24"	29"	\$1,906
D-4830-SP	48"	30"	29"	\$1,896
D-5430-SP	54"	30"	29"	\$1,973
D-6030-SP	60"	30"	29"	\$2,010

Double Pedestal Desks*

Model #	W	D	H	List Price
D-6024-DP	60"	24"	29"	\$2,402
D-6624-DP	66"	24"	29"	\$2,509
D-6030-DP	60"	30"	29"	\$2,803
D-6630-DP	66"	30"	29"	\$2,909

* To make your teacher's desk mobile add "C" to model number and \$157 List.

Seating & Filing Cabinets



Mesh-Back Ergo Chair

Advanced 2-to-1 synchro-tilt design promotes circulation, reduces fatigue, and optimizes posture.

- Triple density seat foam – memory foam top layer
- Anatomical back and seat support
- Adjustments:
 - Seat – height and depth
 - Back – lumbar and height
 - Arms – height, depth, and width
 - Mechanism – 360° swivel/tilt, tilt tension, and tilt lock



Stackable Chair

Fully upholstered backrest with 1" thick, high-resilience foam front and 1/2" foam back. Sculptured backrest is designed to fully support the back, placing extra support on the lumbar.

- Welded steel frame construction
- Anatomical back and seat support



Vertical Files

McDowell-Craig Vertical Files are world famous for their incredible durability and longevity. They are engineered to be moved fully loaded. Vertical Files come in letter and legal widths.

- Standard with lock
- Welded and brazed on all eight corners
- Industry-best Grade A steel construction
- Steel wheel and ball bearing cradle suspension

Lateral Files

Lateral Files are engineered to be moved fully loaded and come in three widths.

- Standard with lock
- Welded and brazed on all eight corners
- Industry-best Grade A steel construction



Mesh-Back Ergo Chair

Model #	List Price
TC-460M	\$906

Stackable Chair

Model #	List Price
TC-110	\$403

Vertical Files

Model #	Letter			Drawers	List Price
	W	D	H		
1201	15"	28-1/2"	29"	2	\$924
1301	15"	28-1/2"	40-3/4"	3	\$1,188
1401	15"	28-1/2"	52"	4	\$1,452

Lateral Files

includes counterweight

Model #	W	H	Drawers	List Price
P30-201	30"	27-3/4"	2	\$991
P36-201	36"	27-3/4"	2	\$1,049
P42-201	42"	27-3/4"	2	\$1,108
P30-301	30"	40-1/4"	3	\$1,516
P36-301	36"	40-1/4"	3	\$1,574
P42-301	42"	40-1/4"	3	\$1,632
P30-401	30"	52-3/8"	4	\$2,041
P36-401	36"	52-3/8"	4	\$2,099
P42-401	42"	52-3/8"	4	\$2,157



Bookcases



Bookcases

Engineered for strength and safety, these bookcases are available in the following configurations:

- 2, 3 and 4-shelf with adjustable glides
- 2 and 3-shelf mobile
- 2 and 3-shelf mobile with worksurface and handles
- Double-sided mobile with worksurface and handles
- Welded and brazed on all eight corners

Bookcases

Model #	W	D	H	Shelves	List Price
BC-3630	35"	13-5/8"	30"	2	\$590
BC-3643	35"	13-5/8"	43-1/2"	3	\$734
BC-3657	35"	13-5/8"	57"	4	\$940

Mobile Bookcases

Model #	W	D	H	Shelves	List Price
MBC-3630	35"	13-5/8"	33"	2	\$814
MBC-3643	35"	13-5/8"	43-1/2"	3	\$959

Single-Sided Mobile Bookcases with Worksurface & Handles

Model #	W	D	H	Shelves	List Price
MBC-3630-BTH	35"	13-5/8"	39"	2	\$1,148
MBC-3643-BTH	35"	13-5/8"	49-1/2"	3	\$1,446

Double-Sided Mobile Bookcases with Worksurface & Handles

Model #	W	D	H	Shelves	List Price
DMBC-3630-BTH	35"	28"	39"	2	\$2,206
DMBC-3643-BTH	35"	28"	49-1/2"	3	\$2,505

S.T.E.A.M. Lab Classroom Example



Heavy-Duty Butcher Block Table

Model # W D H List Price

AS-6030BB 60" 30" 30" \$2,445



Heavy-Duty Science Lab Table

Model # W D H List Price

AS-6030TR 60" 30" 30" \$2,226



Bullet Activity Table

Model # W D H List Price

AVBU-7236 72" 36" 29" \$1,173



Heavy-Duty Butcher Block Tables

Butcher Block Tables feature a 360° access, heavy duty welded frame chassis for complete worksurface support. Engineered and manufactured to be moved and used for decades.

- Welded frame chassis
- Wisconsin solid maple butcher block

Heavy-Duty Science Lab Tables

Science Tables feature the above frames with Trespa® TopLabPLUS® Tops. They are resistant to a large number of aggressive chemicals identified by SEFA if cleaned within 24 hours.

- Welded frame chassis
- Heat and chemical resistant

Bullet Activity Tables

The Bullet Activity Table features a 360° welded frame chassis for complete worksurface support. Engineered and manufactured to be moved and used for decades.

- Welded frame chassis
- Lightweight and super strong
- Round legs – soft to the touch
- Factory assembled

Tote Tray Carts

Providing mobility, flexibility, and multi-functionality, these carts have it all... 3" deep removable tote trays, laminate worksurfaces, and markerboard backs.

- Welded frame construction
- Markerboard back
- Laminate top
- 3" high (shown) or optional 6" high indestructible, clear, ABS plastic tote trays with front/back label holder
- Bench seat standard on model TTC-8-BENCH



Tote Tray Carts

Model #	W	D	H	List Price
TTC-24	44"	22"	50"	\$3,941
TTC-8-BENCH	42"	22"	24"	\$2,720



Mobile Markerboard

The Mobile Markerboard is an extremely versatile addition to any learning environment. From presentations to room division, it serves as an integral component of the 21st-century classroom.

- Dual-sided porcelain magnetic markerboard
- Locking casters

Mobile Markerboard

Model #	W	D	H	List Price
MWB-6036	36"	18"	60"	\$1,352

Administrative Office Furniture



4 - Back-to-back
3 Drawer Lateral Files
with worksurface

E-Lift L-Shape
Desk
*standing position

Simon Panel
System

TC-460M
Mesh-Back
Task Chair

E-Lift L-Shape Desk
*seated position

Stationary
Return with
Box-Box-File
Pedestal



Contact McDowell-Craig and let's design your next office!




SUZU FREESTANDING
DESK
SYSTEM



E-Lift 3-Leg Desk
Sit-Stand Height 24" H - 50" H

Mesh-Back Ergo Chair

Model #	List Price
TC-460M	\$906



Stackable Chair



Model #	List Price
TC-110	\$403

Bookcases

Model #	W	D	H	Shelves	List Price
BC-3643	35"	13-5/8"	43-1/2"	3	\$734



Lateral Files
includes counterweight

Model #	W	H	Drawers	List Price
P30-201	30"	27-3/4"	2	\$991



Project Management

We Make Projects Easy!

Our in-house project management team will assist you with all your project needs...


- Consultation
- Space Planning and Interior Design
- Detailed Specifications
- Installation Planning
- Delivery and Installation
- **Photo-realistic Renderings**



Suzy - Freestanding Desk System



Simon - Frame and Tile Panel System



Finishes - Coatings & Laminates

Coatings



421
Matte
Black



461
Dark
Tone



472
Slate



471
Light
Grey



492
Metallic
Silver



460
Medium
Tone



469
Glacier
Blue



401
Shell
White



430
Dark
Taupe




495
Metallic
Platinum

Laminates


Patterns




L-30TG*
Satin Stainless
WA 4830K-07



L-48M
Windswept Pewter
WA 4795-60



L-49M
Graphite Nebula
WA 4623-60



L-56M
Grey Nebula
WA 4622-60



L-12TFVT*
Vapor Strandz
WA 4939-38



L-22M
Graveyard Of The Atlantic
P AG611-SD



L-99FVT
Oiled Soapstone
WA 4882-38



L-11FVT*
Cosmic Strandz
WA 4941-38



L-31M
White Tigris
WA 4783-60



L-8M
Burnt Strand
F 6307-58



L-9M
Wheat Strand
F 6212-58



L-24FVT
Buka Bark
WA 7982-38

Wood grains



L-40TG
Versailles Anigre
WA 7923K-07



L-68M
Wild Cherry
WA 7054-60



L-38FVT
Huntington Maple
WA 7929-38



L-14FVT*
Asian Night
WA 7949-38



L-16M
Absolute Acajou
P WY160-SD



L-37FVT
Monticello Maple
WA 7925-38



L-57M
Fusion Maple
WA 7909-60



L-33M*
Belair
WA 8234-38



L-17FVT*
White Driftwood
WA 8200K-38



L-23FVT
French Pear
WA 8220-38

Worksurface Laminates Finish Index:

M = Matte (60, 58, SD)

TG = Textured Gloss (07) (upcharge)

FVT = Fine Velvet Texture (38)

HG = High Gloss (01) (upcharge)

*Special Laminate - may incur an upcharge and longer leadtime

Non-Standard Laminate - may incur an upcharge and/or minimum order charge

Finishes - Edges

T-Edge & 3mm Edge Band (Coating finish in parenthesis represent the closest match)

T-Edge recommended for all classroom furniture



E-92 Black
(421 Matte Black or
461 Dark Tone)



E-97 Slate
(472 Slate)



E-96 Light Grey



E-89 Platinum
(469 Glacier Blue &
492 Metallic Silver)



E-93 Medium Tone
(460 Medium Tone)



E-90 Inner Tone R
(430 Dark Taupe)



E-88 Smoke
(471 Light Grey,
495 Metallic Platinum &
492 Metallic Silver)



E-80 Light Tone

T-Edge



E-11
Mellow
Yellow



E-23
Orange



E-14
Rosy Red



E-13
Navy



E-15
Persian
Blue



E-21
Cerulean



E-22
Mint



E-12
Green
Apple

3mm Wood Grain Edge Band

Recommended for administration area and teacher's desks



BE-40
Versailles Anigre
WA 7923-07



BE-68
Wild Cherry
WA 7054-60



BE-38
Huntington Maple
WA 7929-38



BE-16
Absolute Acajou
P WY160-SD



BE-37
Monticello Maple
WA 7925-38



BE-57
Fusion Maple
WA 7909-60



BE-33
Belair
WA 8234-38



BE-17
White Driftwood
WA 8200K-38



mcdowellcraig.com