



school
house™

PL 238
Effective January 1, 2022

 **McDOWELL-CRAIG**

SchoolHouse

SchoolHouse by McDowell-Craig is a complete offering of domestically manufactured educational furniture that features locally sourced raw materials, welded frame construction, and factory assembled, carton-free shipment. Sustainable manufacturing principles combined with unsurpassed quality and performance features make SchoolHouse a truly smart choice for any learning environment.



Nesting Mobile Flip Tablespage 6-7



Boomerang Student Deskspage 8-9



Blade & Drift Student Desks..... page 10-11



Fin & Gemstone Student Desks.....page 12-13



Trapezoid & Stacking Student Deskspage 14-15



A-Leg Student Desks & Tote Trays page 16-17



Activity & Training Room Tables..... page 18-23



Green Attributespage 4

Quality Featurespage 5



S.T.E.A.M. Lab Furniture page 24-25



Computer Tables..... page 26-27



G-Lift & E-Lift Lecterns & Desks page 28-29



Modular Mobile Teacher's Stations &
Teacher's Desks..... page 30-33



Seating & Filing Cabinets..... page 34



Bookcases page 35

Example Classrooms..... page 36-39

Project Management.....page 40-41

Standard Finishes.....page 42-43



Administrative Furniture

Freestanding Desk System See Suzy Brochure and Price List #38

Panel Systems..... See Simon Brochure and Price List #38

Trek Seating See Trek Brochure and Price List #38

Green Attributes



Manufactured in the U.S.A.

- Designed, engineered, and manufactured in Santa Fe Springs, California
- Factory assembled
- Blanket wrap shipped - NO cartons



Locally Sourced Raw Materials

- Locally milled steel and tubing
- Locally milled CARB II core board
- Locally manufactured coatings



Sustainable Products

- Engineered and built to last a lifetime
- Welded frame construction throughout
- Highest quality raw and finished materials available



Clean Energy

- Grid power derived from natural gas, wind, and sun
- Inbound and outgoing freight via ultra-clean California compliant rigs



INDOOR ADVANTAGE GOLD
FURNITURE

Indoor Air Quality

- All SchoolHouse furniture is SCS Global Services certified
- Indoor Advantage™ Gold... the highest award



Green Building Contribution

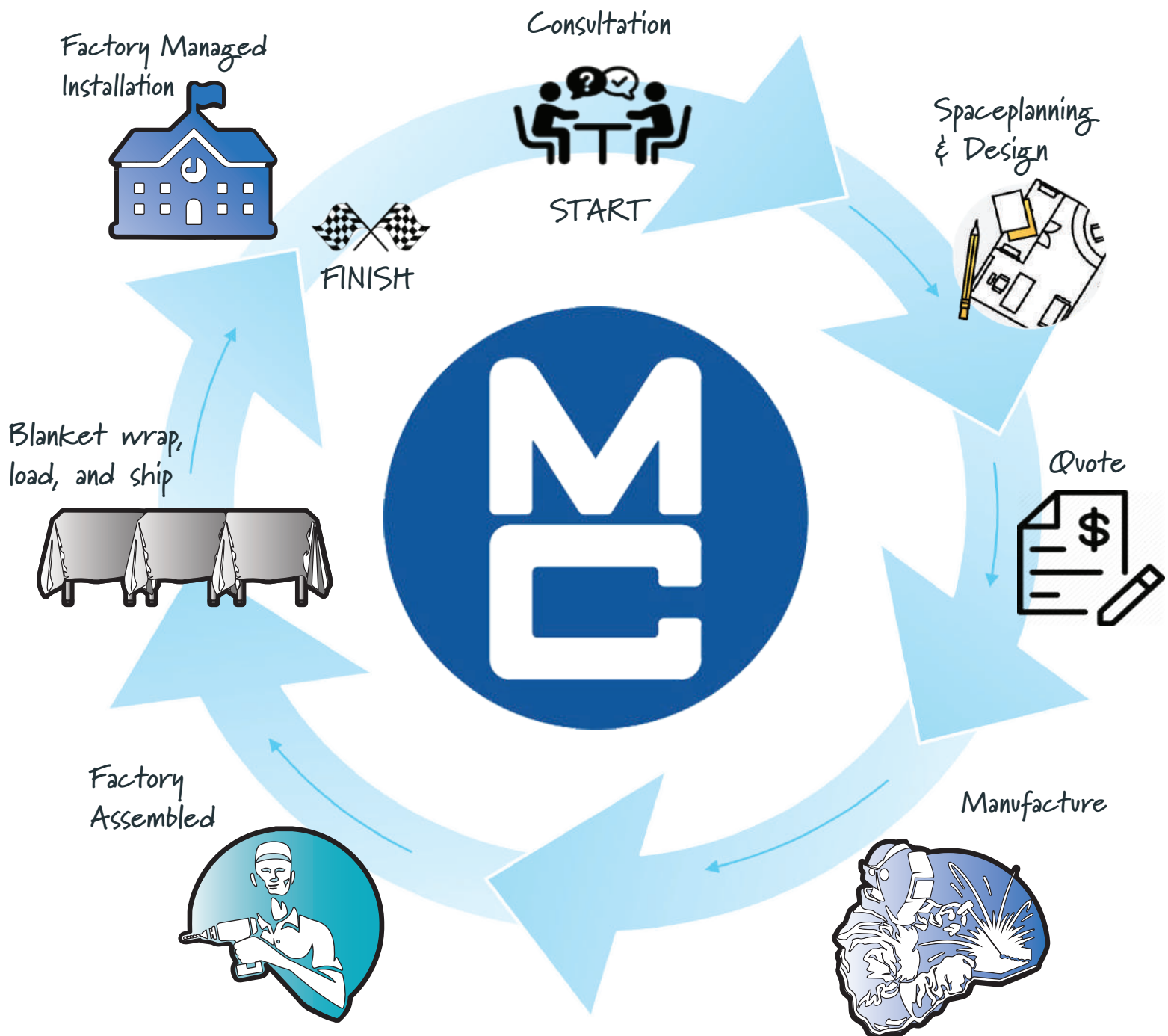
- SchoolHouse contributes up to 11 LEED credits



Santa Fe Springs, California
Factory

Quality Begins and Ends In-House

Why we are the best...



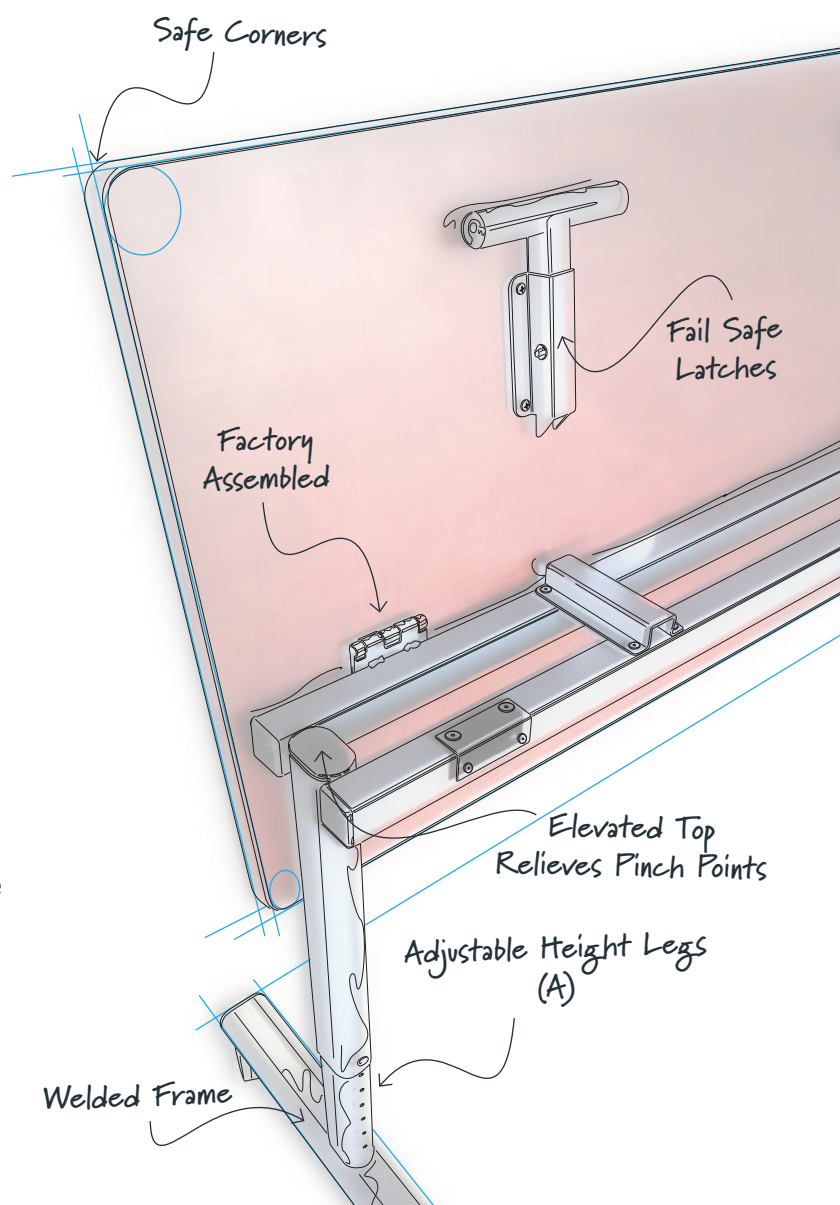
Nesting Mobile Flip Tables



Nesting Mobile Flip Tables

The flagship of the SchoolHouse™ series, these tables offer true mobility and space efficiency without compromising quality.

- Welded frame chassis
- Fail safe latches
- No pinch point design
- Optional Vertical Lock



Rectangular

	Model #	W	H	List Price
18" DEEP	NT-2818	28"	29"	\$762
	NT-3618	36"	29"	\$827
	NT-4818	48"	29"	\$893
	NT-5418	54"	29"	\$966
	NT-6018	60"	29"	\$993
	NT-7218	72"	29"	\$1,177

30" DEEP	NT-3630	36"	29"	\$970
	NT-4830	48"	29"	\$1,013
	NT-5430	54"	29"	\$1,118
	NT-6030	60"	29"	\$1,150
	NT-7230	72"	29"	\$1,321

	Model #	W	H	List Price
20" DEEP	NT-2820	28"	29"	\$762
	NT-3620	36"	29"	\$827
	NT-4820	48"	29"	\$893
	NT-5420	54"	29"	\$966
	NT-6020	60"	29"	\$993
	NT-7220	72"	29"	\$1,177

33" DEEP	NT-4833	48"	29"	\$1,268
	NT-5433	54"	29"	\$1,375
	NT-6033	60"	29"	\$1,407
	NT-7233	72"	29"	\$1,578

	Model #	W	H	List Price
24" DEEP	NT-2824	28"	29"	\$801
	NT-3624	36"	29"	\$867
	NT-4824	48"	29"	\$934
	NT-5424	54"	29"	\$1,005
	NT-6024	60"	29"	\$1,031
	NT-7224	72"	29"	\$1,217



Desktop Power
Module (DP)



Adjustable Height
Legs (A)



Shown above in a collaborative
multi-media configuration

Flag

	Model #	W	H	List Price
24" DEEP	NTF-5424	54"	29"	\$1,166
	NTF-6024	60"	29"	\$1,217
	NTF-7224	72"	29"	\$1,403

	Model #	W	H	List Price
30" DEEP	NTF-5430	54"	29"	\$1,274
	NTF-6030	60"	29"	\$1,320
	NTF-7230	72"	29"	\$1,493

Half-Round

	Model #	W	D	H	List Price
	NT-4824HR	48"	24"	29"	\$1,027
	NT-6030HR	60"	30"	29"	\$1,284

Options & Accessories

- (A) Adjustable Height Legs (23"-31") - **\$123 List**
- (A) Adjustable Standing Height Legs (29"-39") - **\$178 List**
- (DP) Desktop Power Center - **\$518 List**
- (G) Grommet - **\$24 List**
- (H) Backpack Hook - **\$21 List**
- (MP) Modesty Panel (10" - Center Only) - **\$118 List**
- (R) Independent Cable Trough (3-1/2"D x 5"H) - **\$77 List**
- (V) Vertical Lock - **\$58 List**

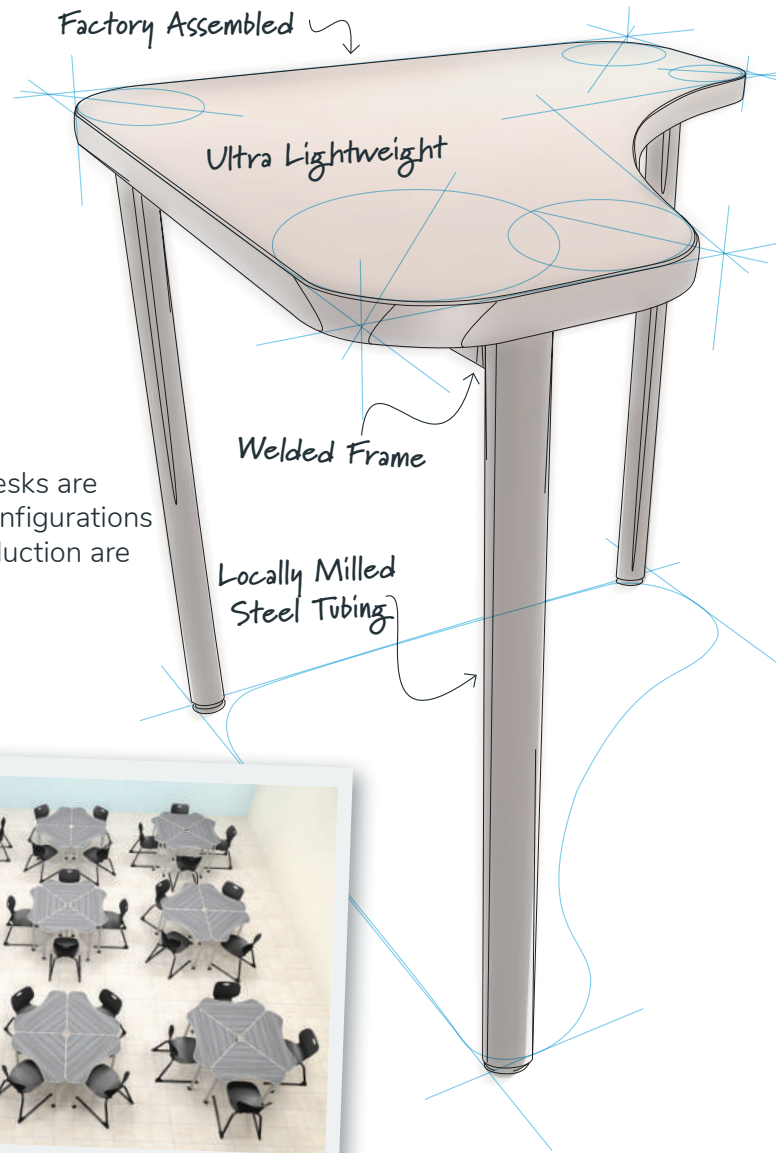
Boomerang Student Desks



Boomerang Student Desks

The ultimate in student desks, Boomerang Student Desks are built to move – ultralight and super strong. Multiple configurations are possible with this design. Strength and weight reduction are derived from our welded frame “V” apron.

- Welded frame chassis
- Ultralight and super strong
- Ultimate adaptable shape



Alternating desk classroom layout



Pod classroom layout

Boomerang Student Desks

Model #	W	D	H	Front (hypotenuse)	List Price
AB-342626	26"	26"	29"	34"	\$321
AB-362828	28"	28"	29"	36"	\$329
AB-423232	32"	32"	29"	42"	\$370
AB-483636	36"	36"	29"	48"	\$441



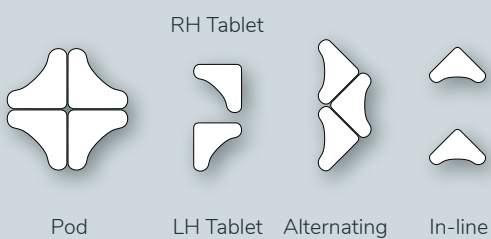
In-Line classroom layout



Tablet classroom layout



Boomerang Configurations



Options & Accessories

- **(A)** Adjustable Height Legs (24"-32") - **\$68 List**
- **(A)** Adjustable Standing Height Legs (29"-37") - **\$108 List**
- **(B)** Book Box (Heavy gauge steel) - **\$73 List**
- **(C)** Casters (Locking, dual wheel 2-1/2") - **\$52 List**
- **(H)** Backpack Hook - **\$21 List**
- **(WO)** Wheelbarrow Mobile (In-line skate wheels) - **\$73 List**

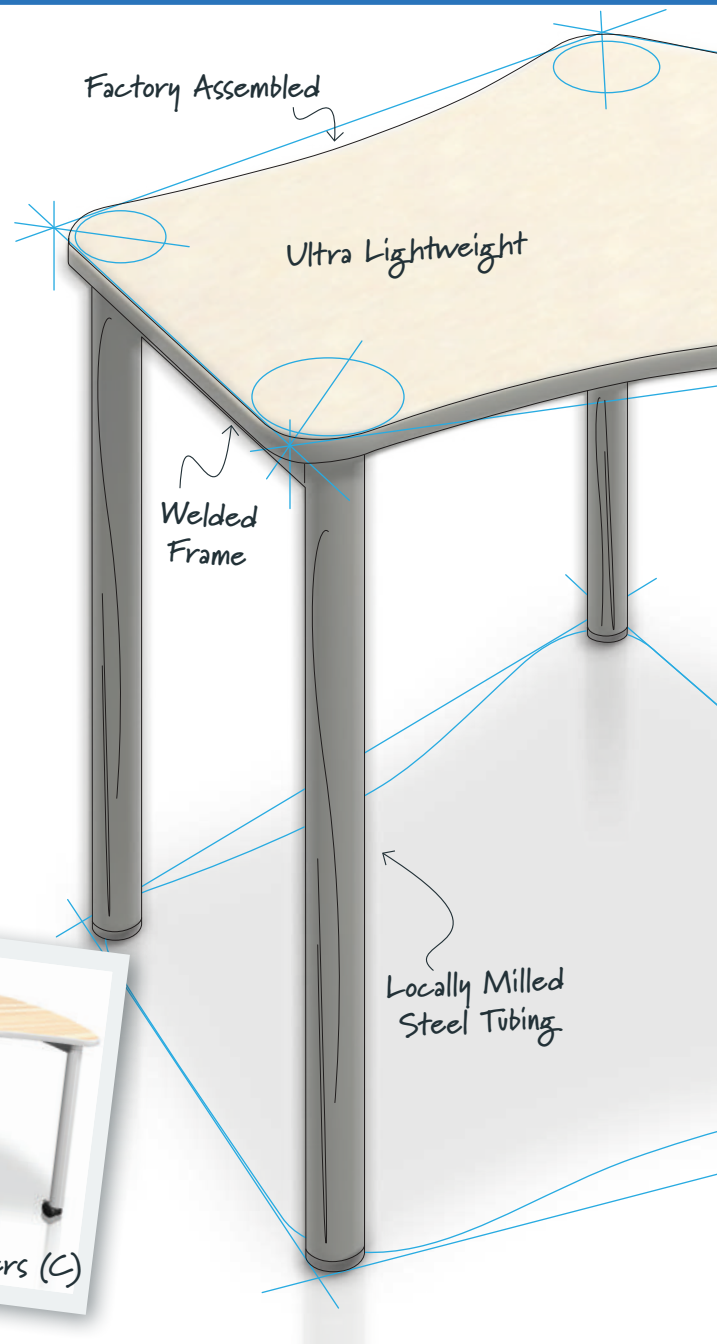
Blade & Drift Student Desks



Blade Student Desks

Blade Student Desks are built to move – ultralight and super strong. Multiple configurations are possible with this design. Strength and weight reduction are derived from our welded frame apron.

- Welded frame chassis
- Ultralight and super strong
- Ultimate adaptable shape



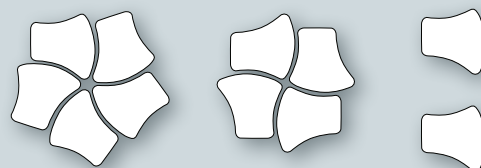
Options & Accessories

- **(A)** Adjustable Height Legs (24"-32") - **\$68 List**
- **(A)** Adjustable Standing Height Legs (29"-37") - **\$108 List**
- **(B)** Book Box (Heavy gauge steel) - **\$73 List**
- **(C)** Casters (Locking, dual wheel 2-1/2") - **\$52 List**
- **(H)** Backpack Hook - **\$21 List**
- **(TT)** Tote Tray - **\$90 List** (Drift Student Desk Only)
- **(WO)** Wheelbarrow Mobile (In-line skate wheels) - **\$73 List**

Blade Student Desks

Model #	W	D	H	List Price
AWF-3030	30"	30"	29"	\$400

Blade Configurations





Drift Student Desks

Drift Student Desks are built to move – ultralight and super strong. Multiple configurations are possible with this design. Strength and weight reduction are derived from our welded frame apron.


- Welded frame chassis
- Ultralight and super strong
- Ultimate adaptable shape



Drift Student Desks

Model #	W	D	H	List Price
AWF2-2927	29"	27"	29"	\$377

Drift Configurations



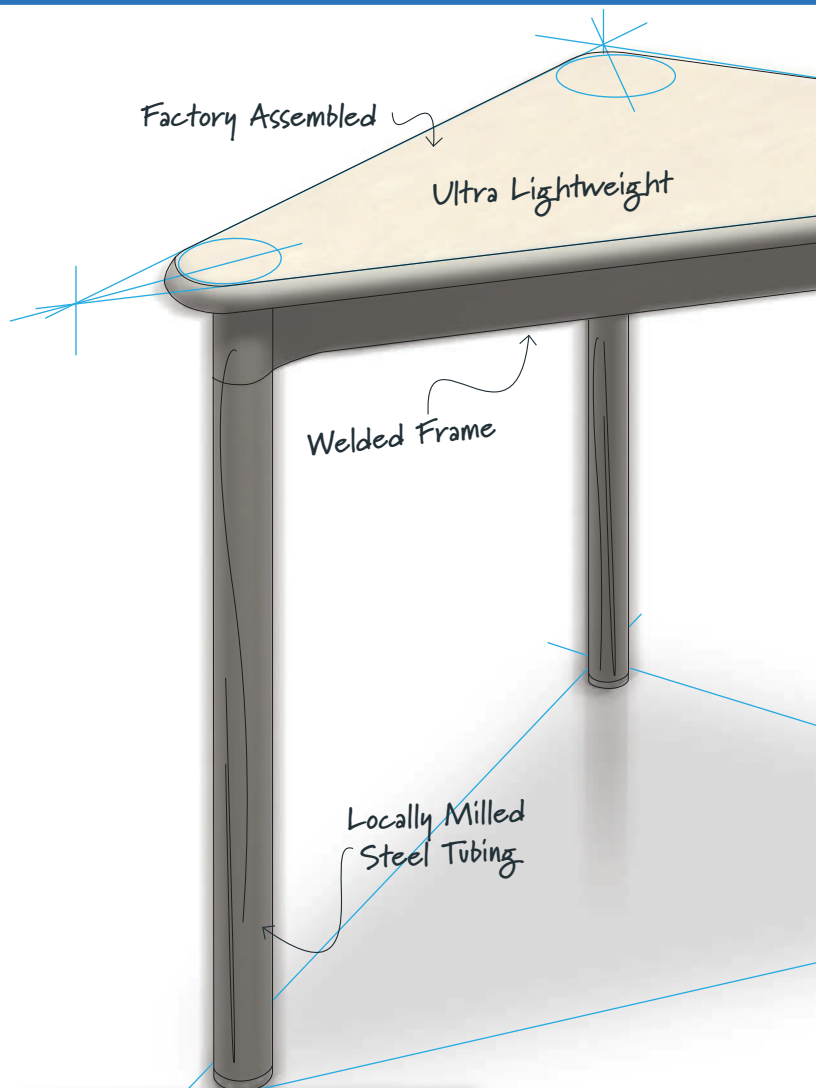
Fin & Gemstone Student Desks



Fin Student Desk

Our Fin Student Desk is adaptable and built to move - ultralight and super strong. Multiple configurations are possible with this design, from tablet test taking to collaborative 4 pods and 6 pods. Strength and weight reduction are derived from our welded frame "V" apron.

- Welded frame chassis
- Ultralight and super strong
- Factory assembled



Fin Student Desk

Model #	W	D	H	Front (Hypotenuse)	List Price
AF-403030	30"	30"	29"	40"	\$347



Gemstone & Mini Gemstone Student Desks

The shape of these desks fosters a multitude of collaborative configurations. Super strong and ultralight, these welded frame desks are built to move often and easily.

- Welded frame chassis
- Factory assembled
- Round legs - soft to the touch



Gemstone Student Desk

Model #	W	D	H	List Price
AG-3430-6	34"	30"	29"	\$384

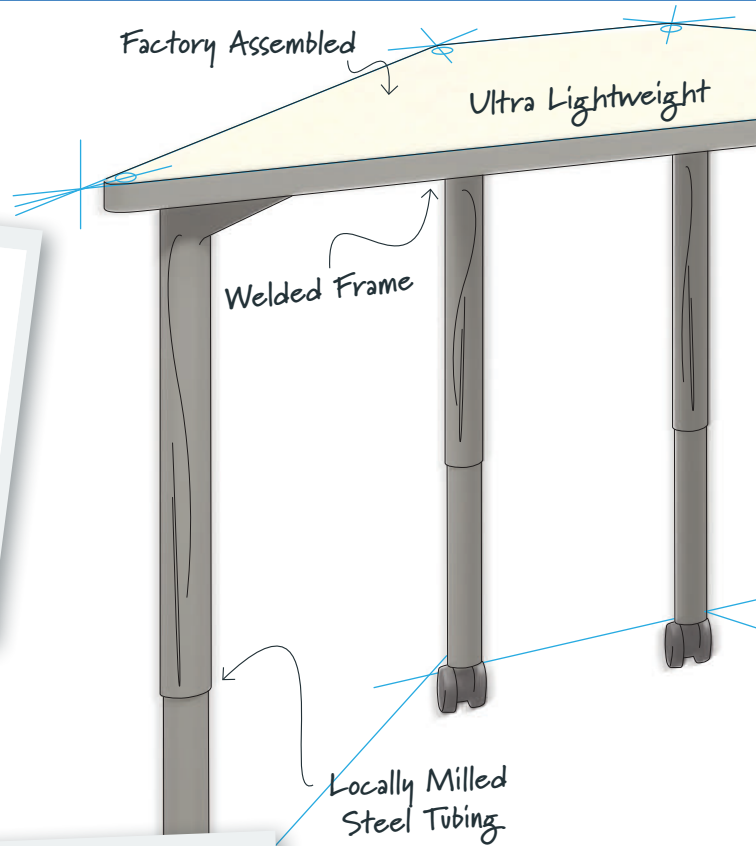
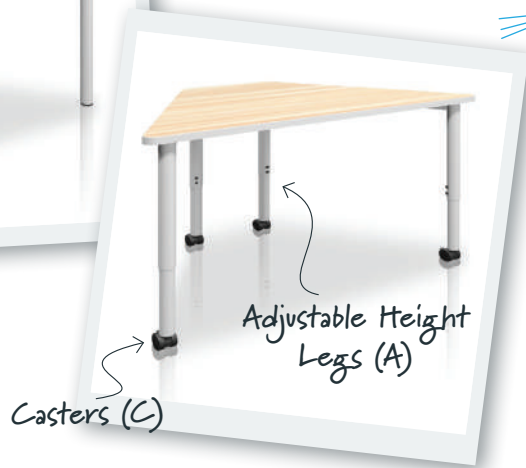
Mini-Gemstone Student Desk

Model #	W	D	H	List Price
AG-3027-6	30"	27"	29"	\$333

Options & Accessories

- (A) Adjustable Height Legs (24"-32") - **\$68 List**
- (A) Adjustable Standing Height Legs (29"-37") - **\$108 List**
- (B) Book Box (Heavy gauge steel) - **\$73 List**
- (C) Casters (Locking, dual wheel 2-1/2") - **\$52 List**
- (H) Backpack Hook - **\$21 List**
- (WO) Wheelbarrow Mobile (In-line skate wheels) - **\$73 List**

Trapezoid & Stacking Student Desks



Trapezoid Student Desks

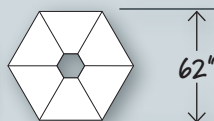
The trapezoid shape of these desks fosters a multitude of collaborative configurations. Super strong and ultralight, these welded frame desks are built to move often and easily.

- Welded frame chassis
- Factory assembled
- Round legs - soft to the touch

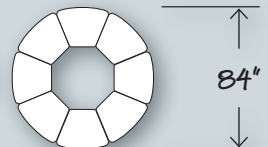


A-Leg Trapezoid Student Desks

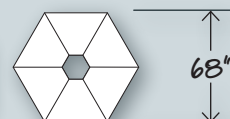
Model #	W	D	H	List Price
AT-3520-6	35"	20"	29"	\$354
AT-3524-6	35"	24"	29"	\$383



Model #	W	D	H*	List Price
AT-3024-8	30"	24"	29"	\$339



Model #	W	D	H	List Price
AT-3820-6	38"	20"	29"	\$354
AT-3824-6	38"	24"	29"	\$383





Stacking Student Desks

The most versatile desks in our SchoolHouse™ series, they are light, durable and stackable to a recommended height of no more than five desks.

- Welded frame chassis
- Super strong and light
- Factory assembled



Stacking Student Desks

Model #	W	D	H	List Price
AVS-2820	28"	20"	29"	\$389
AVS-3620(ADA)	36"	20"	29"	\$476

Options & Accessories

- **(A)** Adjustable Height Legs (24"-32") - **\$68 List**
- **(A)** Adjustable Standing Height Legs (29"-37") - **\$108 List**
- **(B)** Book Box (Heavy gauge steel) - **\$73 List**
- **(C)** Casters (Locking, dual wheel 2-1/2") - **\$52 List**
- **(H)** Backpack Hook - **\$21 List**
- **(TT)** Tote Tray - **\$90 List** (Stacking Student Desk Only)
- **(WO)** Wheelbarrow Mobile (In-line skate wheels) - **\$73 List**

Standard Student Desks



A-Leg Student Desks

Welded frame chassis features unobstructed four-sided access.

- Welded frame chassis
- Ultralight and super strong
- Four-sided access
- Single Student Desk (27"W) come standard with belly curve



*Single Student Desks
come standard with
belly curve*




Options & Accessories

- **(A)** Adjustable Height Legs (24"-32") - **\$68 List**
- **(A)** Adjustable Standing Height Legs (29"-37") - **\$108 List**
- **(B)** Book Box (Heavy gauge steel) - **\$73 List**
- **(C)** Casters (Locking, dual wheel 2-1/2") - **\$52 List**
- **(H)** Backpack Hook - **\$21 List**
- **(TT)** Tote Tray - **\$90 List**
- **(WO)** Wheelbarrow Mobile (In-line skate wheels) - **\$73 List**

A-Leg Student Desks

	Model #	W	H	List Price
20" DEEP	A2720	27"	29"	\$354
	A5420	54"	29"	\$561
24" DEEP	A2724	27"	29"	\$372
	A5424	54"	29"	\$578



Markerboard Back



Laminate Top



Seat Cushion



Markerboard Back

Tote Tray Carts

Providing mobility, flexibility, and multi-functionality, these carts have it all... 3" deep removable tote trays, laminate worksurfaces, and markerboard backs.

- Welded frame construction
- Markerboard back
- Laminate top
- 3" high (shown) or optional 6" high indestructible, clear, ABS plastic tote trays with front/back label holder
- Bench seat standard on model TTC-8-BENCH
- Locking casters

Mobile Markerboard

The Mobile Markerboard is an extremely versatile addition to any learning environment. From presentations to room division, it serves as an integral component of the 21st-century classroom.

- Dual-sided porcelain magnetic markerboard
- Locking casters



Tote Tray Carts

Model #	W	D	H	List Price
TTC-12	23"	22"	50"	\$2,442
TTC-24	44"	22"	50"	\$3,718
TTC-36	65"	22"	50"	\$4,996
TTC-8-BENCH	42"	22"	24"	\$2,566

Mobile Markerboard

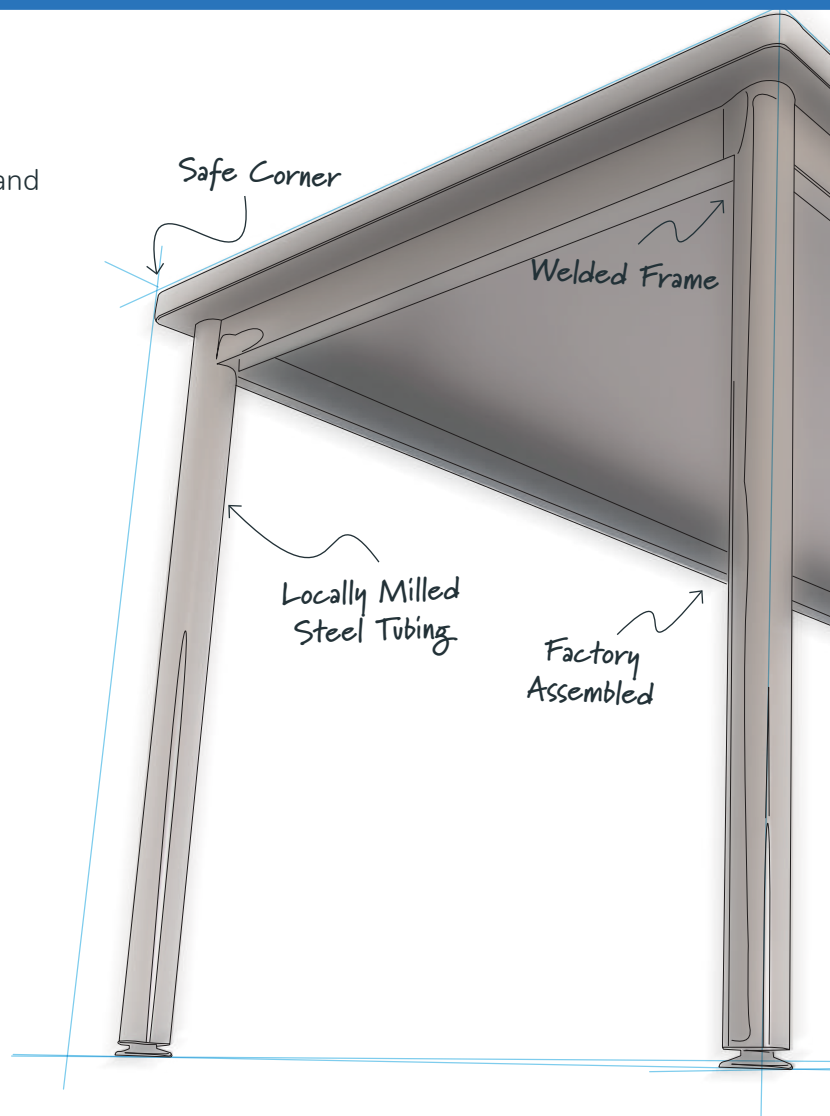
Model #	W	D	H	List Price
MWB-6036	36"	18"	60"	\$1,275

Activity Tables

Activity Tables

Activity Tables are a favorite and feature unique top shape options and welded steel frames. Engineered and manufactured to be moved and used for decades.

- Welded frame chassis
- Unique collaborative shapes
- 2" Dia. Round legs – soft to the touch



Rectangular Activity Tables

Model #	W	H	List Price
AV-3024	30"	29"	\$492
AV-3624	36"	29"	\$588
AV-4824	48"	29"	\$620
AV-6024	60"	29"	\$711
AV-7224	72"	29"	\$830
AV-8424	84"	29"	\$937

24" DEEP

Model #	W	H	List Price
AV-3630	36"	29"	\$620
AV-4830	48"	29"	\$754
AV-6030	60"	29"	\$852
AV-7230	72"	29"	\$1,023
AV-8430	84"	29"	\$1,290

30" DEEP

Model #	W	H	List Price
AV-4836	48"	29"	\$893
AV-6036	60"	29"	\$952
AV-7236	72"	29"	\$1,162
AV-8436	84"	29"	\$1,397

36" DEEP

Square Activity Tables

Model #	W	H	List Price
AV-3030	30"	29"	\$535
AV-3636	36"	29"	\$749
AV-4242	42"	29"	\$983
AV-4848	48"	29"	\$1,067



Round & Half-Round Activity Tables

Round and Half-Round Activity Tables feature a 360° welded frame chassis for complete worksurface support. Engineered and manufactured to be moved and used for decades.

- Welded frame chassis
- Super strong
- 2" Dia. Round legs – soft to the touch
- Factory assembled

Round Activity Tables

Model #	Dia.	H	List Price
AV-36	36"	29"	\$715
AV-42	42"	29"	\$840
AV-48	48"	29"	\$966

Half-Round Activity Tables


Model #	W	D	H	List Price
AV-4020-HR	40"	20"	29"	\$620
AV-4824-HR	48"	24"	29"	\$655
AV-6030-HR	60"	30"	29"	\$914
AV-7236-HR	72"	36"	29"	\$1,298

Options & Accessories

- **(A)** Adjustable Height Legs (24"-32") - **\$83 List**
- **(A)** Adjustable Standing Height Legs (29"-37") - **\$178 List**
- **(C)** Casters (Locking, dual wheel 3-1/2") - **\$52 List**
- **(H)** Backpack Hook - **\$21 List**
- **(R)** Independent Cable Trough (3-1/2"D x 5"H) - **\$90 List**
- **(WO)** Wheelbarrow Mobile (In-line skate wheels) - **\$97 List**

Activity & Training Room Tables

**NEW
PRODUCT**



Jigsaw, Mushroom, Clover, Peanut & Kidney Activity Tables

These Activity Tables feature a 360° welded frame chassis for complete worksurface support. Engineered and manufactured to be moved and used for decades.

- Welded frame chassis
- Super strong
- 2" Dia. Round legs – soft to the touch
- Factory assembled



Training Room Tables

Training Room Tables feature a welded frame chassis for complete worksurface support. Engineered and manufactured to be moved and used for decades.

- Welded frame chassis
- Super strong
- 2" Dia. Round legs – soft to the touch
- Factory assembled

Jigsaw Activity Table

Model #	W	D	H	List Price
AVJ-6545	65"	45"	29"	\$1,266

Clover Activity Table

Model #	W	D	H	List Price
AVV-48	48"	48"	29"	\$1,095

Mushroom Activity Tables

Model #	W/D	H	List Price
AV-36M	36"	29"	\$843
AV-48M	48"	29"	\$963

Training Room Tables

Model #	W	H	List Price
IV-3024	30"	29"	\$468
IV-3624	36"	29"	\$561
IV-4824	48"	29"	\$590
IV-6024	60"	29"	\$677
IV-7224	72"	29"	\$791
IV-8424	84"	29"	\$891

24" DEEP

Model #	W	H	List Price
IV-3630	36"	29"	\$590
IV-4830	48"	29"	\$718
IV-6030	60"	29"	\$811
IV-7230	72"	29"	\$976
IV-8430	84"	29"	\$1,228

30" DEEP

Kidney Activity Tables

Model #	W	D	H	List Price
AVK-7236	72"	36"	29"	\$1,286
AVK-7248	72"	48"	29"	\$1,311

Peanut Activity Table

Model #	W	D	H	List Price
AVP-7236	72"	36"	29"	\$1,148



Horseshoe, Bullet & Flower Activity Tables

These Activity Tables feature a 360° welded frame chassis for complete worksurface support. Engineered and manufactured to be moved and used for decades.

Horseshoe Activity Table

Model #	W	D	H	List Price
AVC-6036	60"	36"	29"	\$1,391
AVC-7248	72"	48"	29"	\$1,614

Bullet Activity Table

Model #	W	D	H	List Price
AVBU-7230	72"	30"	29"	\$976
AVBU-7236	72"	36"	29"	\$1,107
AVBU-7248	72"	48"	29"	\$1,237

Flower Activity Table

Model #	W	D	H	List Price
AVFL-60	60"	60"	29"	\$1,785

Options & Accessories


- (A) Adjustable Height Legs (24"-32") - **\$83 List**
- (A) Adjustable Standing Height Legs (29"-37") - **\$178 List**
- (C) Casters (Locking, dual wheel 3-1/2") - **\$52 List**
- (H) Backpack Hook - **\$21 List**
- (R) Independent Cable Trough (3-1/2"D x 5"H) - **\$90 List**
- (WO) Wheelbarrow Mobile (In-line skate wheels) - **\$97 List**

Activity Tables

Wave, Crescent & Flag Activity Table

Activity Tables features a 360° welded frame chassis for complete worksurface support. Engineered and manufactured to be moved and used for decades.

- Welded frame chassis
- Super strong
- 2" Dia. Round legs – soft to the touch
- Factory assembled



Wave Activity Table

Model #	W	D	H	List Price
AVW-4824	48"	24"	29"	\$786

Crescent Activity Table

Model #	W	D	H	List Price
AVC-7624	76"	24"	29"	\$1,275

Flag Activity Table

	Model #	W	H	List Price		Model #	W	H	List Price
24" DEEP	AVF-5424	54"	29"	\$677	30" DEEP	AVF-5430	54"	29"	\$811
	AVF-6024	60"	29"	\$791		AVF-6030	60"	29"	\$976
	AVF-7224	72"	29"	\$892		AVF-7230	72"	29"	\$1,228

	Model #	W	H	List Price
36" DEEP	AVF-5436	54"	29"	\$907
	AVF-6036	60"	29"	\$1,107
	AVF-7236	72"	29"	\$1,329



**NEW
PRODUCT**



Wedge Activity Tables

These Activity Tables feature a 360° welded frame chassis for complete worksurface support. Engineered and manufactured to be moved and used for decades.

- Welded frame chassis
- Super strong
- 2" Dia. Round legs – soft to the touch
- Factory assembled

Wedge Activity Table

Model #	W	D	H	List Price
AT-4030-3	40"	30"	29"	\$
AT-5035-3	50"	35"	29"	\$1,042

Options & Accessories

- **(A)** Adjustable Height Legs (24"-32") - **\$83 List**
- **(A)** Adjustable Standing Height Legs (29"-37") - **\$178 List**
- **(C)** Casters (Locking, dual wheel 3-1/2") - **\$52 List**
- **(H)** Backpack Hook - **\$21 List**
- **(R)** Independent Cable Trough (3-1/2"D x 5"H) - **\$90 List**
- **(WO)** Wheelbarrow Mobile (In-line skate wheels) - **\$97 List**

Science, Technology, Engineering, Art & Math (S.T.E.A.M.)



Heavy-Duty Butcher Block Tables

Butcher Block Tables feature a 360° access, heavy duty welded frame chassis for complete worksurface support. Engineered and manufactured to be moved and used for decades. You will receive these tables with a natural maple finish and mineral oil rub for longevity and beauty.

- Heavy-Duty welded frame chassis
- Solid maple butcher block from Wisconsin

Heavy-Duty Science Lab Tables

Science Tables feature the above frames with Trespa® TopLabPLUS® Tops. They are resistant to a large number of aggressive chemicals identified by SEFA (Scientific Equipment and Furniture Association) if cleaned within 24 hours.

- Heavy-Duty welded frame chassis
- Heat and chemical resistant

Options & Accessories

- **(A)** Adjustable Height Legs (24"-32") - **\$140 List**
- **(A)** Adjustable Sit-Stand (30"-38") - **\$190 List**
- **(C)** Casters (Locking, Heavy duty 4") - **\$170 List**
- **(H)** Backpack Hook - **\$21 List**

Heavy-Duty Butcher Block Tables

Solid Maple - 1 3/4"

	Model #	W	H	List Price
24" DEEP	AS-4824BB	48"	30"	\$1,947
	AS-5424BB	54"	30"	\$2,020
	AS-6024BB	60"	30"	\$2,040
	AS-7224BB	72"	30"	\$2,295
30" DEEP	AS-4830BB	48"	30"	\$2,179
	AS-5430BB	54"	30"	\$2,280
	AS-6030BB	60"	30"	\$2,307
	AS-7230BB	72"	30"	\$2,561
36" DEEP	AS-6036BB	60"	30"	\$2,574
	AS-7236BB	72"	30"	\$2,827

Heavy-Duty Science Lab Tables

Trespa TopLabPLUS Top - 1"

	Model #	W	H	List Price
24" DEEP	AS-4824TR	48"	30"	\$1,600
	AS-5424TR	54"	30"	\$1,770
	AS-6024TR	60"	30"	\$1,800
	AS-7224TR	72"	30"	\$2,000
30" DEEP	AS-4830TR	48"	30"	\$1,900
	AS-5430TR	54"	30"	\$2,060
	AS-6030TR	60"	30"	\$2,100
	AS-7230TR	72"	30"	\$2,300
36" DEEP	AS-6036TR	60"	30"	\$2,400
	AS-7236TR	72"	30"	\$2,600



Butcher Block Tables

Butcher Block Tables feature a 360° access, welded frame chassis for complete worksurface support. Engineered and manufactured to be moved and used for decades. You will receive these tables with a natural maple finish and mineral oil rub for longevity and beauty.

- Welded frame chassis
- Solid maple butcher block from Wisconsin

Science Lab Tables

Science Tables feature the above frames with chemical resistant solid phenolic tops. They are resistant to a large number of aggressive chemicals identified by SEFA (Scientific Equipment and Furniture Association) if cleaned within 24 hours.

- Welded frame chassis
- Heat and chemical resistant

Butcher Block Tables

Solid Maple - 1 1/2"

	Model #	W	H	List Price
24" DEEP	AV-4824BB	48"	29"	\$1,500
	AV-5424BB	54"	29"	\$1,600
	AV-6024BB	60"	29"	\$1,650
	AV-7224BB	72"	29"	\$1,850
30" DEEP	AV-4830BB	48"	29"	\$1,725
	AV-5430BB	54"	29"	\$1,850
	AV-6030BB	60"	29"	\$1,900
	AV-7230BB	72"	29"	\$2,125
36" DEEP	AV-6036BB	60"	29"	\$2,125
	AV-7236BB	72"	29"	\$2,450

Science Lab Tables

Chemical Resistant Solid Phenolic Top - 3/4"

	Model #	W	H	List Price
24" DEEP	AV-4824ST	48"	29"	\$1,250
	AV-5424ST	54"	29"	\$1,350
	AV-6024ST	60"	29"	\$1,400
	AV-7224ST	72"	29"	\$1,600
30" DEEP	AV-4830ST	48"	29"	\$1,475
	AV-5430ST	54"	29"	\$1,600
	AV-6030ST	60"	29"	\$1,650
	AV-7230ST	72"	29"	\$1,875
36" DEEP	AV-6036ST	60"	29"	\$1,900
	AV-7236ST	72"	29"	\$2,150

Options & Accessories

- **(A)** Adjustable Height Legs (24"-32") - **\$83 List**
- **(A)** Adjustable Sit-Stand (29"-37") - **\$178 List**
- **(C)** Casters (Locking) - **\$52 List**
- **(H)** Backpack Hook - **\$21 List**

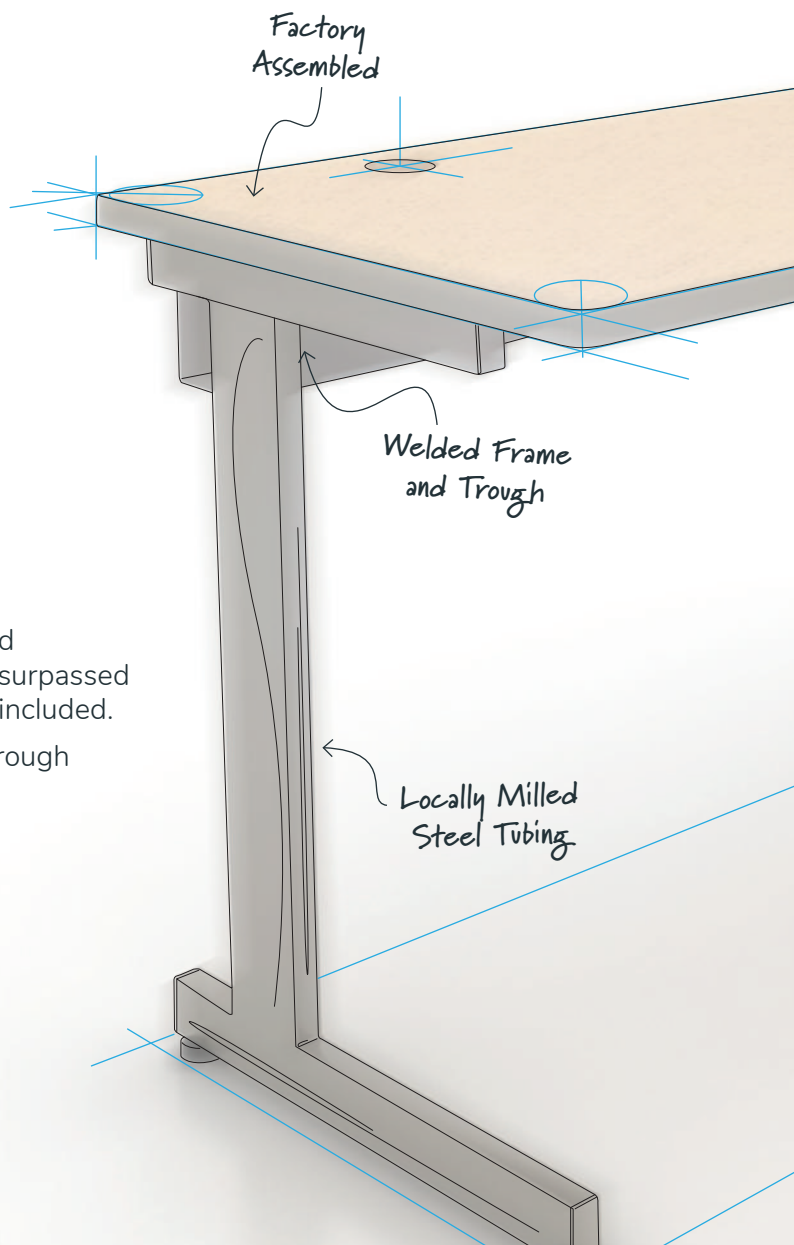

Computer Lab Tables



Computer Tables

Standard Computer Tables feature a cable trough and worksurface grommets. Each frame is welded for unsurpassed strength. Tables are factory assembled, Grommet(s) included.

- Welded frame chassis with high capacity cable trough
- Factory assembled
- Electrical power available
- Standard 4"H integrated cable trough



L-Leg Computer Tables

Model # W D H List Price

L-3624C	36"	24"	29"	\$590
L-4824C	48"	24"	29"	\$692
L-6024C	60"	24"	29"	\$798
L-7224C	72"	24"	29"	\$906

L-3630C	36"	30"	29"	\$681
L-4830C	48"	30"	29"	\$798
L-6030C	60"	30"	29"	\$906
L-7230C	72"	30"	29"	\$1,043



J-Leg Computer Tables

J-Leg Computer Tables feature a cable trough and worksurface grommets. Each frame is welded for unsurpassed strength. Tables are factory assembled, Grommet(s) included.

- Welded frame chassis with high capacity cable modesty trough
- Factory assembled
- Electrical power available
- Standard 4"H integrated cable trough



J-Leg Computer Tables

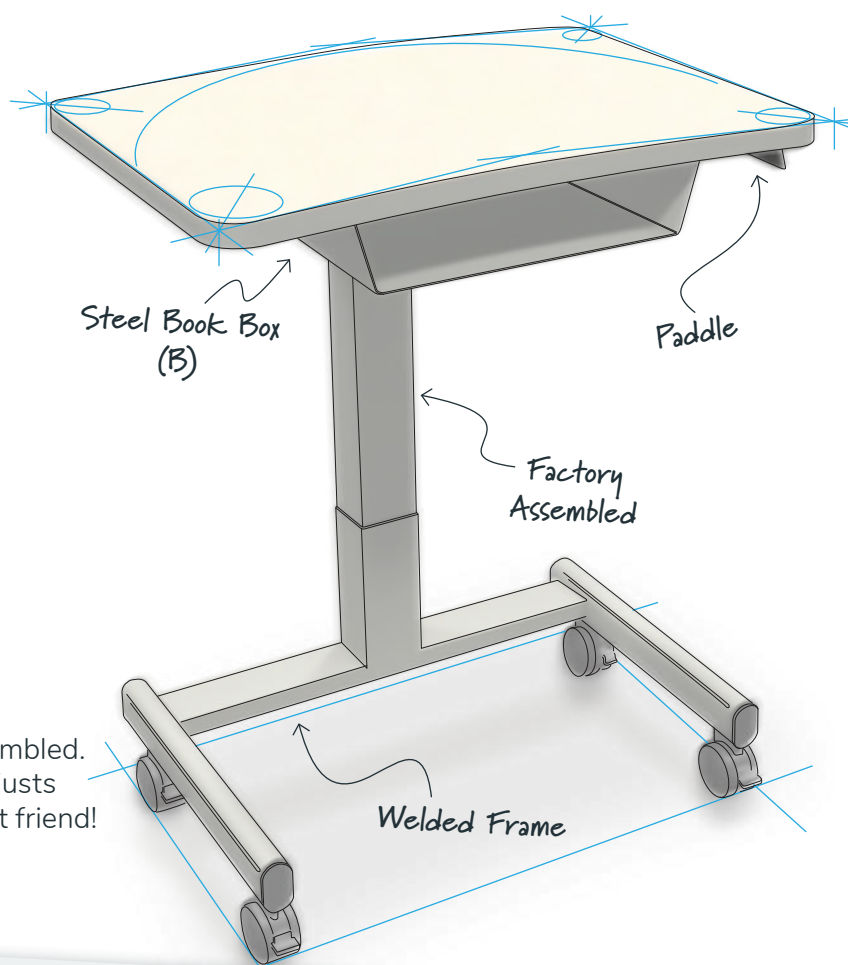
Model #	W	D	H	List Price
J-3624C	36"	24"	29"	\$714
J-4824C	48"	24"	29"	\$836
J-6024C	60"	24"	29"	\$966
J-7224C	72"	24"	29"	\$1,097

J-3630C	36"	30"	29"	\$826
J-4830C	48"	30"	29"	\$967
J-6030C	60"	30"	29"	\$1,098
J-7230C	72"	30"	29"	\$1,259

Options & Accessories

- **(10)** 10" Modesty Trough - **\$47 List**
- **(A)** Adjustable Height Legs (24"-32") - **\$170 List**
- **(A)** Adjustable Standing Height Legs (29"-37") - **\$178 List**
- **(DP)** Desktop Power Center - **\$518 List**
- **(G)** Grommet - **\$24 List**
- **(Q)** Vertical Cable Manager - **\$44 List**
- **(PM)** Power Module (40-Amp/2-Circuit, 2 duplex) - **\$248 List**
- **(PF)** Power Feed (2-Circuit 4-Wire) - **\$136 List**
- **(J)** Jumper (Connects power to adjoining table) - **\$90 List**

G-Lift & E-Lift Lecterns & Desks



G-Lift Lecterns & Desks

The G-Lift Lecterns and Desks are factory assembled. At the touch of a button, the gas lift cylinder adjusts from seated to standing height. A teacher's best friend! They also make great student desks.

- Adjustable height range 28-1/2" - 40-1/2"
- Locking casters
- Factory assembled
- Optional Steel Book Box (shown above)



G-Lift Lecterns & Student Desks

Model #	W	D	H	List Price
GL-2720	27"	20"	28-1/2" - 40-1/2"	\$1,300
GL-3020	30"	20"	28-1/2" - 40-1/2"	\$1,320
GL-3520	35"	20"	28-1/2" - 40-1/2"	\$1,420
GL-2724	27"	24"	28-1/2" - 40-1/2"	\$1,330
GL-3024	30"	24"	28-1/2" - 40-1/2"	\$1,350
GL-3524	35"	24"	28-1/2" - 40-1/2"	\$1,450

Available in these finishes ONLY:


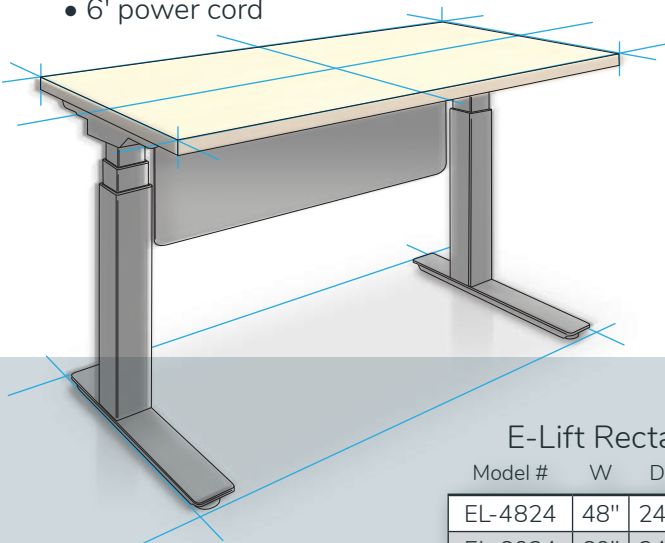
- 421 Matte Black
- 472 Slate
- 471 Light Grey



E-Lift Desks

E-Lift Desks adjust from seated to standing height at the touch of a button. With an adjustable speed rate of 1.5 inches per second, it hums along at a rate that promotes height changes.

- Adjustable height 24"-50"
- Simple two button control
- 6' power cord



Available in these finishes ONLY:

- 421 Matte Black
- 461 Dark Tone
- 472 Slate
- 471 Light Grey

E-Lift Rectangular Desks

Model #	W	D	H	List Price
EL-4824	48"	24"	24" - 50"	\$1,970
EL-6024	60"	24"	24" - 50"	\$2,048
EL-7224	72"	24"	24" - 50"	\$2,157

EL-4830	48"	30"	24" - 50"	\$2,048
EL-6030	60"	30"	24" - 50"	\$2,126
EL-7230	72"	30"	24" - 50"	\$2,231

Options & Accessories

E-Lift

- **(G)** Grommet - **\$24 List**
- **(PD)** Pencil Drawer - **\$160 List**
- **(MS)** Modesty Shield (20"H)- **\$220 List**
w/ integrated cable management

G-Lift

- **(B)** Steel Book Box- **\$73 List**

Modular Mobile Teacher's Stations



Mobile Teacher's Desks

Mobile Teacher's Desks are factory assembled. They come standard with round tube legs and a high capacity 10" modesty trough. Comes standard with 2 grommets.

- Welded frame chassis
- High capacity 10" modesty trough
- Locking casters
- Factory assembled



Round Quick-Adjust Presentation Cart

Use as a lectern, desk return, work station... and more. Adjusts from seated to standing height at the touch of a button. The ultimate teacher's aid.

- Pneumatic height adjustable base 29"-41"
- Locking casters



Use alongside any
Mobile Teacher's Desk

Square and Eclipse Quick-Adjust Presentation Cart

Use as a lectern, desk return, work station... and more. Adjusts from seated to standing height at the touch of a button. The ultimate teacher's aid.

- Pneumatic height adjustable base 29"-41"
- Optional cable trough
- Locking casters



Options & Accessories

- (G) Grommet - **\$24 List**
- (PD) Pencil Drawer - **\$160 List**
- (SD) Laptop Security Drawer - **\$287 List**
- (DD) Box Drawer Divider - **\$7 List**
- (PT) Box Drawer Pencil Tray - **\$25 List**
- (RS) Box Drawer Reference Shelf - **\$60 List**
- (R) Independent Cable Trough - **\$90 List**

Mobile Teacher's Desks

Model #	W	D	H	List Price
MTD-6030	60"	30"	29"	\$1,024
MTD-6630	66"	30"	29"	\$1,157
MTD-7230	72"	30"	29"	\$1,207

Quick-Adjust Presentation Carts

Round

Model #	W	D	H	List Price
QAMPC-CT36	36"	32"	29"-41"	\$1,496

Square

Model #	W	D	H	List Price
QAMPC-3030	30"	30"	29"-41"	\$1,496

Eclipse

Model #	W	D	H*	List Price
QA-36E	36"	36"	29"-41"	\$1,496



Mobile Pedestals, Mobile Pedestal Podiums & Mobile Pedestal with Seat Cushion

Mobile storage with full length and full suspension drawers... built to last a lifetime.

- Box/box/file pedestal with lock
- Convenience/file pedestal with lock (CHED)
- Upholstered seat cushion (CHED)
- Locking casters
- Factory assembled
- 18"W phenolic resin platform - charcoal only (Podium)
- Optional finished top (BT) in lieu of phenolic resin platform



Mobile Pedestal Podiums

Model #	W	D	H	List Price
MPP-2818C-BT	18"	28-1/2"	38"	\$1,236
MPP-2818C	18"	28-1/2"	42"	\$1,374

Mobile Pedestals

Model #	W	D	H	List Price
24BM	15"	23-1/2"	27-5/8"	\$735
24FM	15"	23-1/2"	27-5/8"	\$735

"CHED" Mobile Pedestal with Seat Cushion

Model #	W	D	H	List Price
CHED	15"	23-1/2"	21"	\$750

Teacher's Desks

Standing Height Peninsula Desks

These innovative desks offer plenty of filing and storage space as well as a generous worksurface area. Desks are factory assembled. They come standard with a modesty panel, two steel shelves, and cable management grommets. A grommet is included in the top, one on each shelf and in the pedestal for optimal cable management.

- Convenience/box/file/file drawer pedestal with lock
- Full extension drawers
- Factory assembled

Important Note!
All Single Pedestal Teacher's Desks will be produced with the PEDESTAL on the RIGHT-HAND side unless otherwise specified.



Mobile Bi-Level Teacher's Desks

The Mobile Bi-Level Teacher's Desks have podium space to fit a laptop and side-by-side letter size papers. They allow for conferencing up to four people, and have a locking pedestal with four drawers.

- Locking casters included
- Convenience/box/file/file drawer pedestal with full extension, locking drawers
- 18"W phenolic resin platform - charcoal only
- Factory assembled
- Optional finished top (BT) in lieu of phenolic resin platform
- New design allows for multiple configurations: right-hand desk, left-hand desk, and separation of pedestal podium on the fly.



Options & Accessories

- **(C)** Casters (Locking, dual wheel 3-1/2") - **\$148 List**
- **(G)** Grommet - **\$24 List**
- **(PD)** Pencil Drawer - **\$150 List**
- **(SD)** Laptop Security Drawer - **\$287 List**
- **(DD)** Box Drawer Divider - **\$7 List**
- **(PT)** Box Drawer Pencil Tray - **\$25 List**
- **(RS)** Box Drawer Reference Shelf - **\$60 List**

Standing Height Peninsula Desks*

Model #	W	D	H	List Price
DSH-5424-SP	54"	24"	38"	\$2,428
DSH-6024-SP	60"	24"	38"	\$2,452
DSH-5430-SP	54"	30"	38"	\$3,005
DSH-6030-SP	60"	30"	38"	\$3,040

Mobile Bi-Level Teacher's Desks

Model #	W	D	H	List Price
DBL-6033C	60"	33"	29/42"	\$3,190
DBL-6033C-BT	60"	33"	29/42"	\$3,035



Single Pedestal Peninsula, Single Pedestal & Double Pedestal Desks

These desks offer storage, an ample workspace, and conference space. They are factory assembled and come standard with a 3/4 height modesty panel.

- Box/box/file pedestal with lock
- Full extension file drawers
- Factory assembled
- End panel in lieu of tube leg - Optional at no charge

Single Pedestal Peninsula Desks



Single Pedestal Desks



Double Pedestal Desks



Mobile Single Pedestal Peninsula Desks



Mobile Single Pedestal Desks



Mobile Double Pedestal Desks



Single Pedestal Peninsula Desks*

Model #	W	D	H	List Price
DP-5424-SP	54"	24"	29"	\$1,675
DP-6024-SP	60"	24"	29"	\$1,710
DP-7224-SP	72"	24"	29"	\$1,810

DP-5430-SP	54"	30"	29"	\$1,855
DP-6030-SP	60"	30"	29"	\$1,891
DP-7230-SP	72"	30"	29"	\$1,990

Single Pedestal Desks*

Model #	W	D	H	List Price
D-4824-SP	48"	24"	29"	\$1,428
D-5424-SP	54"	24"	29"	\$1,675
D-6024-SP	60"	24"	29"	\$1,702

D-4830-SP	48"	30"	29"	\$1,693
D-5430-SP	54"	30"	29"	\$1,762
D-6030-SP	60"	30"	29"	\$1,795

Double Pedestal Desks*

Model #	W	D	H	List Price
D-6024-DP	60"	24"	29"	\$2,146
D-6624-DP	66"	24"	29"	\$2,240

D-6030-DP	60"	30"	29"	\$2,503
D-6630-DP	66"	30"	29"	\$2,597

* To make your teacher's desk mobile add "C" to model number and \$148 List.

Seating & Filing Cabinets



Mesh-Back Ergo Chair

Advanced 2-to-1 synchro-tilt design promotes circulation, reduces fatigue, and optimizes posture.

- Triple density seat foam – memory foam top layer
- Anatomical back and seat support
- Adjustments:
 - Seat – height and depth
 - Back – lumbar and height
 - Arms – height, depth, and width
 - Mechanism – 360° swivel/tilt, tilt tension, and tilt lock



Stackable Chair

Fully upholstered backrest with 1" thick, high-resilience foam front and 1/2" foam back. Sculptured backrest is designed to fully support the back, placing extra support on the lumbar.

- Welded steel frame construction
- Anatomical back and seat support



Vertical Files

McDowell-Craig Vertical Files are world famous for their incredible durability and longevity. They are engineered to be moved fully loaded. Vertical Files come in letter and legal widths.

- Standard with lock
- Welded and brazed on all eight corners
- Industry-best Grade A steel construction
- Steel wheel and ball bearing cradle suspension

Lateral Files

Lateral Files are engineered to be moved fully loaded and come in three widths.

- Standard with lock
- Welded and brazed on all eight corners
- Industry-best Grade A steel construction



Mesh-Back Ergo Chair

Model # List Price

TC-460M	\$855
---------	-------

Stackable Chair

Model # List Price

TC-110	\$380
--------	-------

Vertical Files

Letter

Model #	W	D	H	Drawers	List Price
1201	15"	28-1/2"	29"	2	\$770
1301	15"	28-1/2"	40-3/4"	3	\$990
1401	15"	28-1/2"	52"	4	\$1,210

Legal

Model #	W	D	H	Drawers	List Price
1203	18"	28-1/2"	29"	2	\$803
1303	18"	28-1/2"	40-3/4"	3	\$1,056
1403	18"	28-1/2"	52"	4	\$1,309

Lateral Files

includes counterweight

Model # W H Drawers List Price

P30-201	30"	27-3/4"	2	\$935
P36-201	36"	27-3/4"	2	\$990
P42-201	42"	27-3/4"	2	\$1,045

P30-301	30"	40-1/4"	3	\$1,430
P36-301	36"	40-1/4"	3	\$1,485
P42-301	42"	40-1/4"	3	\$1,540

P30-401	30"	52-3/8"	4	\$1,925
P36-401	36"	52-3/8"	4	\$1,980
P42-401	42"	52-3/8"	4	\$2,035

Bookcases



Bookcases

Engineered for strength and safety, these bookcases are available in the following configurations:

- 2, 3 and 4-shelf with adjustable glides
- 2 and 3-shelf mobile
- 2 and 3-shelf mobile with worksurface and handles
- Double-sided mobile with worksurface and handles
- Welded and brazed on all eight corners

Bookcases

Model #	W	D	H	Shelves	List Price
BC-3630	35"	13-5/8"	30"	2	\$527
BC-3643	35"	13-5/8"	43-1/2"	3	\$655
BC-3657	35"	13-5/8"	57"	4	\$839

Mobile Bookcases

Model #	W	D	H	Shelves	List Price
MBC-3630	35"	13-5/8"	33"	2	\$727
MBC-3643	35"	13-5/8"	43-1/2"	3	\$856

Single-Sided Mobile Bookcases with Worksurface & Handles

Model #	W	D	H	Shelves	List Price
MBC-3630-BTH	35"	13-5/8"	39"	2	\$1,025
MBC-3643-BTH	35"	13-5/8"	49-1/2"	3	\$1,291

Double-Sided Mobile Bookcases with Worksurface & Handles

Model #	W	D	H	Shelves	List Price
DMBC-3630-BTH	35"	28"	39"	2	\$1,970
DMBC-3643-BTH	35"	28"	49-1/2"	3	\$2,237

S.T.E.A.M. Lab Classroom Example



Heavy-Duty Butcher Block Table

Model # W D H List Price

AS-6030BB	60"	30"	30"	\$2,307
-----------	-----	-----	-----	---------



Heavy-Duty Science Lab Table

Model # W D H List Price

AS-6030TR	60"	30"	30"	\$2,100
-----------	-----	-----	-----	---------



Bullet Activity Table

Model # W D H List Price

AVBU-7236	72"	36"	29"	\$1,107
-----------	-----	-----	-----	---------



Butcher Block Tables

Butcher Block Tables feature a 360° access, heavy duty welded frame chassis for complete worksurface support. Engineered and manufactured to be moved and used for decades.

- Welded frame chassis
- Wisconsin solid maple butcher block

Science Lab Tables

Science Tables feature the above frames with Trespa® TopLabPLUS® Tops. They are resistant to a large number of aggressive chemicals identified by SEFA if cleaned within 24 hours.

- Welded frame chassis
- Heat and chemical resistant

Bullet Activity Tables

The Bullet Activity Table features a 360° welded frame chassis for complete worksurface support. Engineered and manufactured to be moved and used for decades.

- Welded frame chassis
- Lightweight and super strong
- Round legs – soft to the touch
- Factory assembled

Tote Tray Carts

Providing mobility, flexibility, and multi-functionality, these carts have it all... 3" deep removable tote trays, laminate worksurfaces, and markerboard backs.

- Welded frame construction
- Markerboard back
- Laminate top
- 3" high (shown) or optional 6" high indestructible, clear, ABS plastic tote trays with front/back label holder
- Bench seat standard on model TTC-8-BENCH



Tote Tray Carts

Model #	W	D	H	List Price
TTC-24	44"	22"	50"	\$3,718
TTC-8-BENCH	42"	22"	24"	\$2,566



Mobile Markerboard

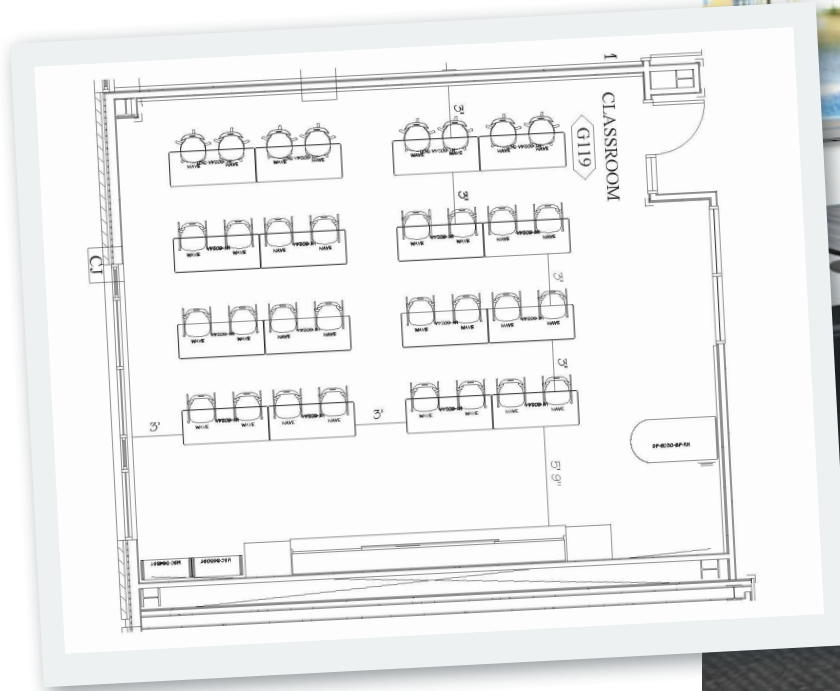
Model #	W	D	H	List Price
MWB-6036	36"	18"	60"	\$1,275

Mobile Markerboard

The Mobile Markerboard is an extremely versatile addition to any learning environment. From presentations to room division, it serves as an integral component of the 21st-century classroom.

- Dual-sided porcelain magnetic markerboard
- Locking casters

High School Classroom Example



Nesting Mobile Flip Tables

Nesting Mobile Flip Tables offer true mobility and space efficiency without compromising quality.

- Welded frame chassis
- Fail safe latches
- No pinch point design

Single Pedestal Peninsula Desk

The Single Pedestal Peninsula Desk offers storage, an ample worksurface, and conference space.

- Box/box/file pedestal with lock
- Full extension file drawers
- Factory assembled

Mobile Bookcase

Engineered for strength and safety.

- Welded and brazed on all eight corners

Student Configuration

16ea. Nesting Mobile Flip Tables
60"W x 24"D
Double Student Desks
Model: NT-6024-A
Capacity: 32 Students

Teacher Configuration

1ea. Single Pedestal Peninsula Desk
60"W x 30"D
Teacher Desk
Model: DP-6030-SP



Nesting Mobile Flip Table

Model #	W	D	List Price
NT-6024	60"	24"	\$1,031

**BEST
SELLER**



Single-Sided Mobile Bookcase
with Worksurface & Handles

Model #	W	D	H	Shelves	List Price
MBC-3630-BTH	35"	13-5/8"	39"	2	\$1,076



Single Pedestal Peninsula Desk

Model #	W	D	H	List Price
DP-6030-SP	60"	30"	29"	\$1,891

Administrative Office Furniture

**BEST
SELLER**



E-Lift L-Shape
Desk
*standing position

TC-460M
Mesh-Back
Task Chair

4 - Back-to-back
3 Drawer Lateral Files
with worksurface

Simon Panel
System

E-Lift L-Shape Desk
*seated position

Stationary
Return with
Box-Box-File
Pedestal



simon

SUZY

FREESTANDING
DESK
SYSTEM



E-Lift 3-Leg Desk
Sit-Stand Height 24"H - 50"H

Contact McDowell-Craig and let's design your next office!

Mesh-Back Ergo Chair

Model # List Price

TC-460M	\$855
---------	-------



Stackable Chair

Model # List Price

TC-110	\$380
--------	-------



Bookcases

Model # W D H Shelves List Price

BC-3643	35"	13-5/8"	43-1/2"	3	\$688
---------	-----	---------	---------	---	-------



Lateral Files
includes counterweight

Model # W H Drawers List Price

P30-201	30"	27-3/4"	2	\$935
---------	-----	---------	---	-------

Project Management

We Make Projects Easy!

Our in-house project management team will assist you with all your project needs...


- Consultation
- Space Planning and Interior Design
- Detailed Specifications
- Installation Planning
- Delivery and Installation
- Photo-realistic Renderings



Suzy - Freestanding Desk System



Simon - Frame and Tile Panel System



Finishes - Coatings & Laminates

Coatings



421
Matte
Black



461
Dark
Tone



472
Slate



471
Light
Grey



492
Metallic
Silver



460
Medium
Tone




469
Glacier
Blue



401
Shell
White



430
Dark
Taupe



495
Metallic
Platinum

Laminates

Patterns



L-30TG
Satin Stainless
WA 4830K-07



L-42M
Misted Zephyr
WA 4843-60



L-48M
Windswept Pewter
WA 4795-60



L-49M
Graphite Nebula
WA 4623-60



L-56M
Grey Nebula
WA 4622-60



L-99FVT
Oiled Soapstone
WA 4882-38



L-95M
Pewter Brush
WA 4779-60



L-11FVT
Cosmic Strandz
WA 4941-38



L-31M
White Tigris
WA 4783-60



L-22M
Graveyard Of The Atlantic
P AG611-SD



L-12TFVT
Vapor Strandz
WA 4939-38



L-8M
Burnt Strand
F 6307-58



L-9M
Wheat Strand
F 6212-58



L-7M
Wenge Strand
F 6306-58



L-24FVT
Buka Bark
WA 7982-38

Wood grains



L-40TG
Versailles Anigre
WA 7923K-07



L-68M
Wild Cherry
WA 7054-60



L-38FVT
Huntington Maple
WA 7929-38



L-14FVT
Asian Night
WA 7949-38



L-16M
Absolute Acajou
P WY160-SD



L-37FVT
Monticello Maple
WA 7925-38




L-57M
Fusion Maple
WA 7909-60



L-36M
Manitoba Maple
WA 7911-60



L-17FVT
White Driftwood
WA 8200K-38



L-23FVT
French Pear
WA 8220-38

Finishes - Edges

T-Edge & 3mm Edge Band (Coating finish in parenthesis represent the closest match)

T-Edge recommended for all classroom furniture




E-92 Black
(421 Matte Black or
461 Dark Tone)



E-97 Slate
(472 Slate)



E-96 Light Grey



E-89 Platinum
(469 Glacier Blue &
492 Metallic Silver)




E-93 Medium Tone
(460 Medium Tone)



E-90 Inner Tone R
(430 Dark Taupe)



E-88 Smoke
(471 Light Grey,
495 Metallic Platinum &
492 Metallic Silver)



E-80 Light Tone

T-Edge



E-19
Blueberry



E-14
Rosy Red



E-13
Navy



E-11
Mellow
Yellow



E-15
Royal Blue



E-12
Green
Apple



E-16
Grape



E-20
Aqua

3mm Wood Grain Edge Band

Recommended for administration area and teacher's desks



BE-40
Versailles Anigre
WA 7923-07



BE-68
Wild Cherry
WA 7054-60



BE-38
Huntington Maple
WA 7929-38



BE-37
Monticello Maple
WA 7925-38



BE-57
Fusion Maple
WA 7909-60



BE-36
Manitoba Maple
WA 7911-60



BE-17
White Driftwood
WA 8200K-38



Baltic Birch Ply Edge

Super-dense plywood core.
Edge is finished with tough two-
part clear-coat polyurethane.
(upcharge)



PE
Baltic Birch Ply Edge

Worksurface Laminates Finish Index:

(indicated in the suffix of each laminate finish #)

M = Matte (60, 58, SD, T)

FVT = Fine Velvet Texture (38 & PV)

TG = Textured Gloss (07) (upcharge)

HG = High Gloss (01) (upcharge)

LG = Linear Grain (AW)



mcdowellcraig.com